# PRE MATCH REPORT

Opta BY STATS PERFORM

USA RUGBY

## GEORGIA - USA

21 November 2026
World Rugby Nations Cup
Mikheil Meskhi Stadium

# Georgia vs USA

2026 World Rugby Nations Cup

## Opta Facts

- Georgia have won each of their last four matches against USA after winning just one of their first four against the Eagles (L3), however, their most recent defeat against them came at home (23-25 in November 2013).

- Georgia have won nine of their 10 matches in 2026 (L1), including each of their last five by an average margin of 25 points – it is already their most wins in a calendar year.

- Georgia have won each of their last 10 matches against sides from North or South America, with their last such loss coming against Argentina in June 2017 (29-45).

- USA have won six of their last eight matches (L2), including each of their last two, the most recent of which came by 29 points (53-24 v Romania), their largest victory since November 2023 (42-12 v Spain).

- USA have won each of their last four matches against European sides, their longest such winning streak, however, three of those victories have come by single-digit margins.

- USA have conceded the fewest line breaks per game of any team in the 2026 Nations Cup (3.0), however, they have conceded a try on a higher share of their opponents' breaks than any other side in the competition (60%).

- Georgia (89.4%) and USA (88.2%) have the highest tackle success rates of any sides in this year's Nations Cup – the Lelos also rank first for dominant tackles per game (18.2), while the Eagles rank first for turnover-winning tackles (3.4 per game).

- USA have slowed down their opponents' rucks to a greater extent than any other side in the inaugural Nations Cup (4.00s), while Georgia have the quickest such ruck speed against them (3.33s).

- Of the 88 players to have faced 20+ tackles in the 2026 Nations Cup, Georgia trio Davit Niniashvili (75%), Dachi Papunashvili (64%) and Luka Matkava (59%) boast the three highest tackle evasion rates.

- Only Raimundo Martinez (9) has won more turnovers in this year's Nations Cup than USA's Paddy Ryan or Georgia's Luka Ivanishvili (6 each, also Manuel Ardao).

# Head To Head

**All Time**

| | Games | Georgia Wins | Draws | USA Wins |
|---|---|---|---|---|
| Overall: | 8 | 5 | 0 | 3 |
| Georgia at Home: | 5 | 4 | 0 | 1 |
| USA at Home: | 3 | 1 | 0 | 2 |
| Neutral Venue: | | | | |

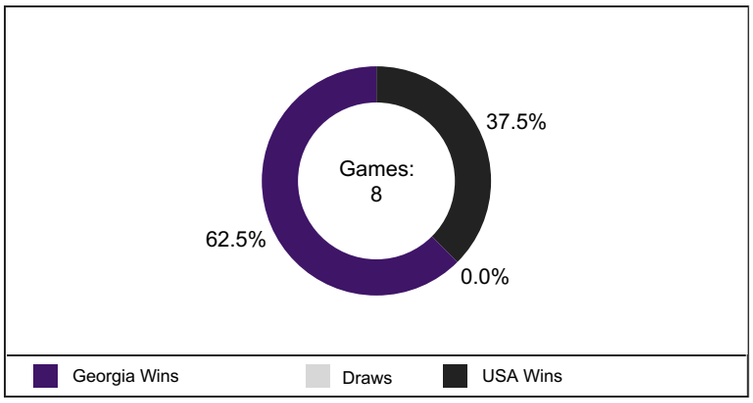


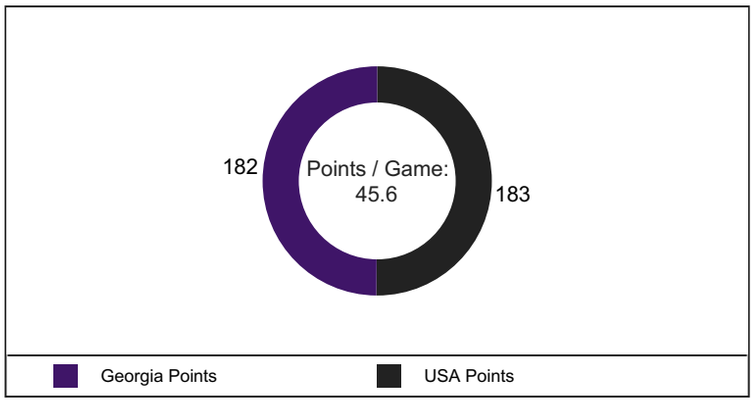


## LAST 10 MEETINGS

| Date | Team | Score | Opposition | Venue | Winner |
|---|---|---|---|---|---|
| 08/11/2025 | Georgia | 43-30 | USA | Adjarabet Arena | Georgia |
| 19/08/2023 | Georgia | 22-7 | USA | Mikheil Meskhi Stadium | Georgia |
| 25/11/2017 | Georgia | 21-20 | USA | Tbilisi | Georgia |
| 17/06/2017 | USA | 17-21 | Georgia | Atlanta | Georgia |
| 16/11/2013 | Georgia | 23-25 | USA | Rustavi | USA |
| 16/06/2012 | USA | 36-20 | Georgia | Glendale | USA |
| 27/11/2010 | Georgia | 19-17 | USA | Tbilisi | Georgia |
| 21/06/2009 | USA | 31-13 | Georgia | Dick's Sporting Goods Park | USA |

# Results

## Georgia

| Date | Opposition | Competition | Where | Result | For | Aga | Tries | Tries Con |
|---|---|---|---|---|---|---|---|---|
| **14/11/2026** | Tonga | World Rugby Nations Cup | H | W | 55 | 31 | 8 | 5 |
| **07/11/2026** | Canada | World Rugby Nations Cup | H | W | 59 | 14 | 9 | 2 |
| **18/07/2026** | Chile | World Rugby Nations Cup | A | W | 49 | 22 | 7 | 3 |
| **11/07/2026** | Samoa | World Rugby Nations Cup | N | W | 33 | 12 | 3 | 2 |
| **04/07/2026** | Uruguay | World Rugby Nations Cup | A | W | 41 | 34 | 5 | 5 |
| **15/03/2026** | Portugal | Rugby Europe Champio.. | N | L | 17 | 19 | 3 | 1 |
| **08/03/2026** | Romania | Rugby Europe Champio.. | H | W | 53 | 30 | 8 | 3 |
| **21/02/2026** | Spain | Rugby Europe Champio.. | H | W | 42 | 30 | 6 | 3 |
| **15/02/2026** | Netherlands | Rugby Europe Champio.. | A | W | 61 | 12 | 9 | 2 |
| **08/02/2026** | Switzerland | Rugby Europe Champio.. | A | W | 54 | 3 | 8 | 0 |
| **22/11/2025** | Japan | International | H | L | 23 | 25 | 2 | 1 |
| **15/11/2025** | Canada | International | H | W | 38 | 17 | 6 | 2 |
| **08/11/2025** | USA | International | H | W | 43 | 30 | 6 | 3 |
| **19/07/2025** | South Africa | International | A | L | 10 | 55 | 1 | 9 |
| **05/07/2025** | Ireland | International | H | L | 5 | 34 | 1 | 4 |
| **16/03/2025** | Spain | Rugby Europe Champio.. | H | W | 46 | 28 | 8 | 3 |
| **02/03/2025** | Romania | Rugby Europe Champio.. | H | W | 43 | 5 | 7 | 1 |
| **16/02/2025** | Spain | Rugby Europe Champio.. | A | W | 62 | 32 | 10 | 4 |
| **08/02/2025** | Netherlands | Rugby Europe Champio.. | H | W | 40 | 7 | 6 | 1 |
| **01/02/2025** | Switzerland | Rugby Europe Champio.. | H | W | 110 | 0 | 16 | 0 |
| | | **Average** | | | **44.2** | **22.0** | **6.5** | **2.7** |

## USA

| Date | Opposition | Competition | Where | Result | For | Aga | Tries | Tries Con |
|---|---|---|---|---|---|---|---|---|
| **14/11/2026** | Romania | World Rugby Nations Cup | A | W | 53 | 24 | 7 | 4 |
| **08/11/2026** | Hong Kong China | World Rugby Nations Cup | A | W | 28 | 26 | 4 | 2 |
| **19/09/2026** | Canada | Pacific Nations Cup | A | L | 16 | 19 | 1 | 3 |
| **12/09/2026** | Japan | Pacific Nations Cup | A | L | 14 | 63 | 2 | 9 |
| **18/07/2026** | Spain | World Rugby Nations Cup | H | W | 29 | 22 | 4 | 3 |
| **11/07/2026** | Zimbabwe | World Rugby Nations Cup | H | W | 31 | 15 | 4 | 2 |
| **05/07/2026** | Portugal | World Rugby Nations Cup | H | W | 30 | 29 | 3 | 4 |
| **15/11/2025** | Romania | International | A | W | 26 | 18 | 2 | 2 |
| **08/11/2025** | Georgia | International | A | L | 30 | 43 | 3 | 6 |
| **01/11/2025** | Scotland | International | A | L | 0 | 85 | 0 | 13 |
| **14/09/2025** | Samoa | Pacific Nations Cup | A | W | 29 | 13 | 4 | 1 |
| **07/09/2025** | Japan | Pacific Nations Cup | H | L | 21 | 47 | 3 | 7 |
| **23/08/2025** | Canada | Pacific Nations Cup | A | L | 20 | 34 | 2 | 5 |
| **19/07/2025** | England | International | H | L | 5 | 40 | 1 | 6 |
| **12/07/2025** | Spain | International | H | L | 20 | 31 | 2 | 4 |
| **05/07/2025** | Belgium | International | H | W | 36 | 17 | 6 | 2 |
| | | **Average** | | | **24.3** | **32.9** | **3.0** | **4.6** |

# Form

**All Competitions**

## Georgia

| Record | Date | Opponent | Comp | Score | Days Since | Games Since |
|---|---|---|---|---|---|---|
| Last Win | 14/11/2026 | Tonga | World Rugby Nations Cup | 55-31 | 4 | 0 |
| Last Draw | 23/09/2023 | Portugal | Rugby World Cup | 18-18 | 1,152 | 32 |
| Last Loss | 15/03/2026 | Portugal | Rugby Europe Championship | 17-19 | 248 | 5 |

## USA

| Record | Date | Opponent | Comp | Score | Days Since | Games Since |
|---|---|---|---|---|---|---|
| Last Win | 14/11/2026 | Romania | World Rugby Nations Cup | 53-24 | 4 | 0 |
| Last Draw | 18/11/2022 | Portugal | International | 16-16 | 1,461 | 30 |
| Last Loss | 19/09/2026 | Canada | Pacific Nations Cup | 16-19 | 60 | 2 |

# Last Match Details

## Georgia — World Rugby Nations Cup v Tonga (14/11/2026) 55-31 (W)

| # | Player | Minutes | Points | Tries | Ball Carries | Kicks | Successful Tackles | Cards |
|---|---|---|---|---|---|---|---|---|
| 15 | Davit Niniashvili | 80 | 5 | 1 | 10 | 7 | 3 | 0 |
| 14 | Akaki Tabutsadze | 70 | 10 | 2 | 7 | 1 | 6 | 1 |
| 13 | Georges Shvelidze | 80 | 0 | 0 | 7 | 0 | 7 | 0 |
| 12 | Tornike Kakhoidze | 65 | 0 | 0 | 6 | 0 | 9 | 0 |
| 11 | Dachi Papunashvili | 76 | 0 | 0 | 6 | 0 | 4 | 0 |
| 10 | Luka Matkava | 80 | 15 | 0 | 9 | 5 | 1 | 0 |
| 9 | Vasil Lobzhanidze | 65 | 5 | 1 | 3 | 9 | 4 | 0 |
| 1 | Giorgi Akhaladze | 51 | 0 | 0 | 2 | 0 | 5 | 0 |
| 2 | Vano Karkadze | 51 | 10 | 2 | 5 | 0 | 12 | 0 |
| 3 | Bachuki Tchumbadze | 51 | 0 | 0 | 3 | 0 | 9 | 0 |
| 4 | Gagi Margvelashvili | 80 | 0 | 0 | 5 | 0 | 11 | 0 |
| 5 | Konstantine Mikautadze | 44 | 0 | 0 | 4 | 0 | 9 | 0 |
| 6 | Luka Ivanishvili | 61 | 0 | 0 | 5 | 0 | 11 | 0 |
| 7 | Beka Saginadze | 80 | 5 | 1 | 6 | 0 | 12 | 0 |
| 8 | Beka Gorgadze | 70 | 0 | 0 | 10 | 0 | 9 | 0 |
| 16 | Vakhtang Jintcharadze | 29 | 0 | 0 | 1 | 0 | 7 | 0 |
| 17 | Nika Abuladze | 29 | 0 | 0 | 0 | 0 | 9 | 0 |
| 18 | Beka Gigashvili | 29 | 0 | 0 | 4 | 0 | 2 | 0 |
| 19 | Giorgi Javakhia | 36 | 0 | 0 | 4 | 0 | 11 | 0 |
| 20 | Mikheili Shioshvili | 10 | 0 | 0 | 2 | 0 | 1 | 0 |
| 21 | Beka Shvangiradze | 19 | 0 | 0 | 2 | 0 | 9 | 0 |
| 22 | Gela Aprasidze | 15 | 5 | 1 | 1 | 1 | 1 | 0 |
| 23 | Luka Tabatadze | 19 | 0 | 0 | 0 | 0 | 3 | 0 |
| | **Team Toal** | **-** | **55** | **8** | **102** | **23** | **155** | **1** |

## USA — World Rugby Nations Cup v Romania (14/11/2026) 24-53 (W)

| # | Player | Minutes | Points | Tries | Ball Carries | Kicks | Successful Tackles | Cards |
|---|---|---|---|---|---|---|---|---|
| 15 | Perry Mayo | 80 | 5 | 1 | 5 | 3 | 2 | 0 |
| 14 | Rufus McLean | 80 | 10 | 2 | 5 | 1 | 6 | 0 |
| 13 | Tavite Lopeti | 80 | 5 | 1 | 7 | 0 | 4 | 0 |
| 12 | Dominic Besag | 80 | 0 | 0 | 6 | 0 | 9 | 0 |
| 11 | Noah Brown | 80 | 5 | 1 | 7 | 0 | 7 | 0 |
| 10 | Chris Hilsenbeck | 70 | 13 | 0 | 3 | 6 | 5 | 0 |
| 9 | Oscar Lennon | 72 | 0 | 0 | 0 | 16 | 2 | 0 |
| 1 | Jack Iscaro | 66 | 0 | 0 | 4 | 0 | 10 | 0 |
| 2 | Kapeli Pifeleti | 62 | 0 | 0 | 9 | 0 | 6 | 0 |
| 3 | Tonga Kofe | 51 | 0 | 0 | 1 | 0 | 5 | 0 |
| 4 | Nathan Den Hoedt | 66 | 5 | 1 | 2 | 0 | 4 | 0 |
| 5 | Jason Damm | 64 | 5 | 1 | 5 | 0 | 8 | 0 |
| 6 | Benjamin Bonasso | 69 | 0 | 0 | 8 | 0 | 10 | 0 |
| 7 | Paddy Ryan | 80 | 0 | 0 | 8 | 0 | 13 | 0 |
| 8 | Nafi Ma'afu | 71 | 0 | 0 | 11 | 0 | 4 | 1 |
| 16 | Kaleb Geiger | 18 | 0 | 0 | 0 | 0 | 6 | 0 |
| 17 | Payton Telea-Ilalio | 14 | 0 | 0 | 0 | 0 | 3 | 0 |
| 18 | Charlie Abel | 29 | 0 | 0 | 1 | 0 | 8 | 0 |
| 19 | Sam Golla | 14 | 0 | 0 | 0 | 0 | 7 | 0 |
| 20 | Rhyno Herbst | 16 | 0 | 0 | 1 | 0 | 4 | 0 |
| 21 | Marno Redelinghuys | 11 | 0 | 0 | 2 | 0 | 1 | 0 |
| 22 | Spencer Huntley | 8 | 0 | 0 | 0 | 1 | 0 | 0 |
| 23 | Tom Pittman | 10 | 5 | 0 | 0 | 0 | 2 | 0 |
| | **Team Toal** | **-** | **53** | **7** | **85** | **27** | **126** | **1** |

# Last Meeting - Statistics

| Georgia 43-30 USA (2025-11-08 - International) | | |
|---|---|---|
| **Georgia** | | **USA** |
| 6 | Tries | 3 |
| 5 | Conversions | 3 |
| 1 | Penalty Goals | 2 |
| 92 | Ball Carries | 125 |
| 8 | Offloads | 3 |
| 5 | Line Breaks | 6 |
| 20 | Defenders Beaten | 19 |
| 533 | Carry Metres | 528 |
| 183 | Total Tackles | 104 |
| 19 | Missed Tackle | 20 |
| 10.4% | % Missed Tackles | 19.2% |
| 3 | Turnovers Won | 3 |
| 11 | Turnover Conceded | 6 |
| 13 | Lineouts Won | 9 |
| 2 | Lineouts Lost | 2 |
| 6 | Total Penalties Conceded | 9 |
| 29 | Kicks in Play | 38 |

| # | Player | Minutes Played | Tries | Points | Ball Carries | Defenders Beaten | Tackles | Tackles - Success | Turnovers Won | Pens Conceded |
|---|---|---|---|---|---|---|---|---|---|---|
| 15 | Davit Niniashvili | 80 | 0 | 0 | 17 | 8 | 7 | 5 | 0 | 0 |
| 14 | Akaki Tabutsadze | 73 | 0 | 0 | 4 | 0 | 9 | 6 | 1 | 0 |
| 13 | Giorgi Kveseladze | 80 | 2 | 10 | 7 | 0 | 9 | 8 | 0 | 0 |
| 12 | Tornike Kakhoidze | 80 | 0 | 0 | 12 | 5 | 5 | 5 | 0 | 0 |
| 11 | Georges Shvelidze | 80 | 0 | 0 | 2 | 0 | 6 | 1 | 0 | 0 |
| 10 | Tedo Abzhandadze | 80 | 0 | 13 | 9 | 0 | 12 | 10 | 0 | 0 |
| 9 | Vasil Lobzhanidze | 66 | 0 | 0 | 4 | 0 | 11 | 8 | 0 | 1 |
| 1 | Dato Abdushelishvili | 51 | 0 | 0 | 0 | 0 | 11 | 9 | 0 | 2 |
| 2 | Irakli Kvatadze | 51 | 1 | 5 | 2 | 0 | 16 | 14 | 1 | 0 |
| 3 | Beka Gigashvili | 51 | 0 | 0 | 3 | 1 | 8 | 8 | 0 | 0 |
| 4 | Mikheil Babunashvili | 80 | 0 | 0 | 2 | 0 | 14 | 13 | 0 | 1 |
| 5 | Lado Chachanidze | 70 | 0 | 0 | 0 | 0 | 11 | 9 | 0 | 0 |
| 6 | Luka Ivanishvili | 54 | 0 | 0 | 2 | 0 | 12 | 10 | 0 | 1 |
| 7 | Beka Saginadze | 80 | 0 | 0 | 7 | 2 | 22 | 21 | 0 | 0 |
| 8 | Beka Gorgadze | 80 | 1 | 5 | 12 | 2 | 16 | 13 | 0 | 0 |
| 16 | Vano Karkadze | 29 | 0 | 0 | 4 | 2 | 2 | 2 | 0 | 0 |
| 17 | Giorgi Tetrashvili | 29 | 0 | 0 | 1 | 0 | 4 | 4 | 0 | 1 |
| 18 | Luka Japaridze | 29 | 1 | 5 | 1 | 0 | 5 | 5 | 0 | 0 |
| 19 | Demur Epremidze | 10 | 0 | 0 | 0 | 0 | 4 | 4 | 0 | 0 |
| 20 | Ilia Spanderashvili | 26 | 0 | 0 | 1 | 0 | 7 | 7 | 2 | 0 |
| 21 | Gela Aprasidze | 14 | 1 | 5 | 2 | 0 | 2 | 2 | 0 | 0 |
| 22 | Luka Matkava | 0 | 0 | 0 | 0 | 0 | 0 | 0 | 0 | 0 |
| 23 | Demur Tapladze | 7 | 0 | 0 | 0 | 0 | 0 | 0 | 0 | 0 |

| # | Player | Minutes | Tries | Points | Ball Carries | Defenders Beaten | Tackles | Tackles - Success | Turnovers Won | Pens Conceded |
|---|---|---|---|---|---|---|---|---|---|---|
| 15 | Toby Fricker | 80 | 1 | 5 | 15 | 7 | 3 | 1 | 1 | 0 |
| 14 | Mark O'Keeffe | 70 | 0 | 0 | 6 | 2 | 8 | 6 | 0 | 2 |
| 13 | Dominic Besag | 80 | 2 | 10 | 4 | 5 | 7 | 3 | 0 | 0 |
| 12 | Tavite Lopeti | 80 | 0 | 0 | 10 | 1 | 4 | 3 | 0 | 0 |
| 11 | Rufus McLean | 80 | 0 | 0 | 7 | 0 | 6 | 3 | 0 | 0 |
| 10 | Luke Carty | 80 | 0 | 15 | 8 | 1 | 4 | 2 | 0 | 0 |
| 9 | Ruben de Haas | 69 | 0 | 0 | 3 | 1 | 1 | 1 | 1 | 0 |
| 1 | Ezekiel Lindenmuth | 45 | 0 | 0 | 6 | 0 | 3 | 2 | 0 | 0 |
| 2 | Kaleb Geiger | 61 | 0 | 0 | 6 | 0 | 7 | 6 | 0 | 0 |
| 3 | Pono Davis | 41 | 0 | 0 | 7 | 0 | 4 | 3 | 0 | 2 |
| 4 | Tevita Naqali | 51 | 0 | 0 | 10 | 0 | 7 | 7 | 0 | 0 |
| 5 | Jason Damm | 70 | 0 | 0 | 8 | 1 | 11 | 10 | 0 | 0 |
| 6 | Marno Redelinghuys | 51 | 0 | 0 | 5 | 0 | 9 | 7 | 0 | 1 |
| 7 | Paddy Ryan | 66 | 0 | 0 | 5 | 0 | 9 | 7 | 0 | 0 |
| 8 | Makeen Alikhan | 80 | 0 | 0 | 6 | 1 | 4 | 2 | 1 | 0 |
| 16 | Mike Sosene-Feagai | 19 | 0 | 0 | 5 | 0 | 2 | 1 | 0 | 0 |
| 17 | Payton Telea-Ilalio | 35 | 0 | 0 | 1 | 0 | 3 | 3 | 0 | 2 |
| 18 | Tonga Kofe | 40 | 0 | 0 | 3 | 0 | 4 | 3 | 0 | 2 |
| 19 | Brandon Harvey | 29 | 0 | 0 | 3 | 0 | 8 | 5 | 0 | 0 |
| 20 | Nafi Ma'afu | 14 | 0 | 0 | 1 | 0 | 4 | 2 | 0 | 0 |
| 21 | Vili Helu | 29 | 0 | 0 | 6 | 0 | 5 | 4 | 1 | 0 |
| 22 | Christian Poidevin | 10 | 0 | 0 | 0 | 0 | 1 | 1 | 0 | 0 |
| 23 | Michael Baska | 11 | 0 | 0 | 0 | 0 | 4 | 2 | 0 | 0 |

# Team Analysis

## 2026 World Rugby Nations Cup

# Team Analysis - Match Averages

**2026 World Rugby Nations Cup**

| Rank | Stats | | Stats | Rank |
|---|---|---|---|---|
| 1 | 47.4 | Points | 34.2 | 3 |
| 1 | 6.0 | Tries | 4.2 | 5 |
| 1 | 89.2% | Goal Kicking % | 78.1% | 6 |
| 4 | 105.2 | Carries | 104.4 | 5 |
| 4 | 721.1 | Carry Metres | 660.9 | 8 |
| 3 | 11.2 | Opposition 22 Entries | 10.8 | 4 |
| 1 | 3.9 | Points / Opp 22 Entry | 2.9 | 6 |
| 2 | 7.2 | Line Breaks | 4.6 | 9 |
| 2 | 28.0 | Defenders Beaten | 23.4 | 3 |
| 3 | 8.4 | Offloads | 4.8 | 8 |
| 4 | 136.0 | Passes | 121.6 | 9 |
| 8 | 22.2 | Kicks From Hand | 32.0 | 1 |
| 3 | 133.2 | Tackles | 110.4 | 11 |
| 2 | 15.8 | Missed Tackles | 14.8 | 1 |
| 1 | 89.4% | Tackle % | 88.2% | 2 |
| 1 | 15.4 | Dominant Tackles | 9.2 | 6 |
| 4 | 9.6 | Pens Conceded | 10.4 | 7 |
| 8 | 1.0 | Yellow Cards | 0.8 | 5 |
| 1 | 0 | Red Cards (Total) | 0 | 1 |
| 7 | 4.0 | Turnovers Won | 3.6 | 8 |
| 3 | 10.4 | Turnovers Conceded | 12.8 | 9 |
| 5 | 86.3% | Lineout Success % | 92.0% | 1 |
| 8 | 87.9% | Scrum Success % | 93.3% | 4 |
| 8 | 96.6% | Ruck Success % | 96.9% | 6 |
| 7 | 45.2% | Gainline Forward % | 46.4% | 6 |

**Ranking - Best to Worst**

*All stats are on a per match basis (unless stated otherwise)*

# Team Analysis - 22 Entries

**2026 World Rugby Nations Cup**

## 22 ENTRIES FOR

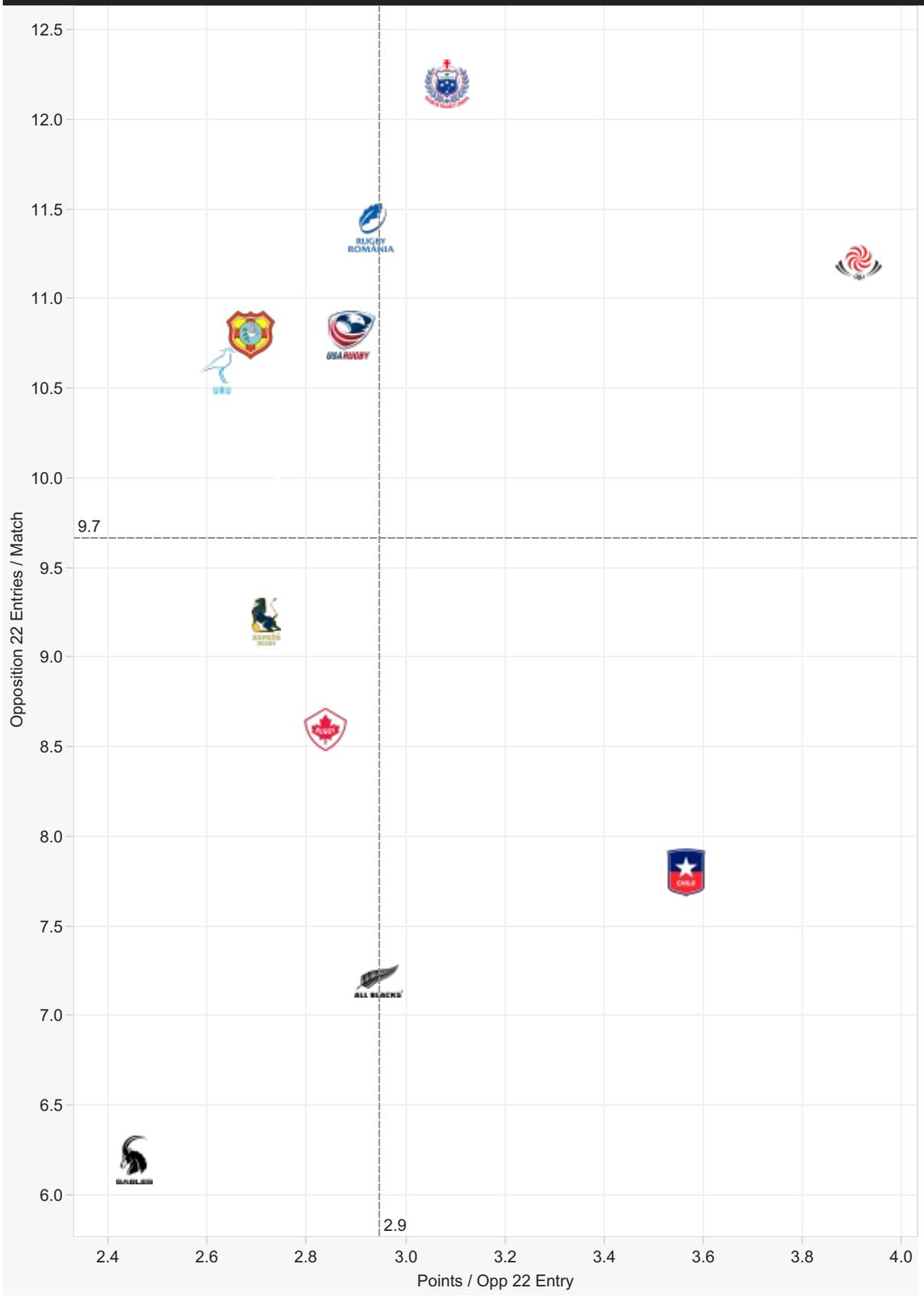


| 22 Entries / Match | |
|---|---|
| Samoa | 12.2 |
| Romania | 11.4 |
| Georgia | 11.2 |
| USA | 10.8 |
| Tonga | 10.8 |
| Uruguay | 10.6 |
| Portugal | 10.0 |
| Spain | 9.2 |
| Canada | 8.6 |
| Chile | 7.8 |
| Hong Kong China | 7.2 |
| Zimbabwe | 6.2 |

| Points / Entry | |
|---|---|
| Georgia | 3.9 |
| Chile | 3.6 |
| Samoa | 3.1 |
| Hong Kong China | 2.9 |
| Romania | 2.9 |
| USA | 2.9 |
| Canada | 2.8 |
| Portugal | 2.7 |
| Spain | 2.7 |
| Tonga | 2.7 |
| Uruguay | 2.6 |
| Zimbabwe | 2.5 |

# Team Analysis - 22 Entries

**2026 World Rugby Nations Cup**

## 22 ENTRIES AGAINST

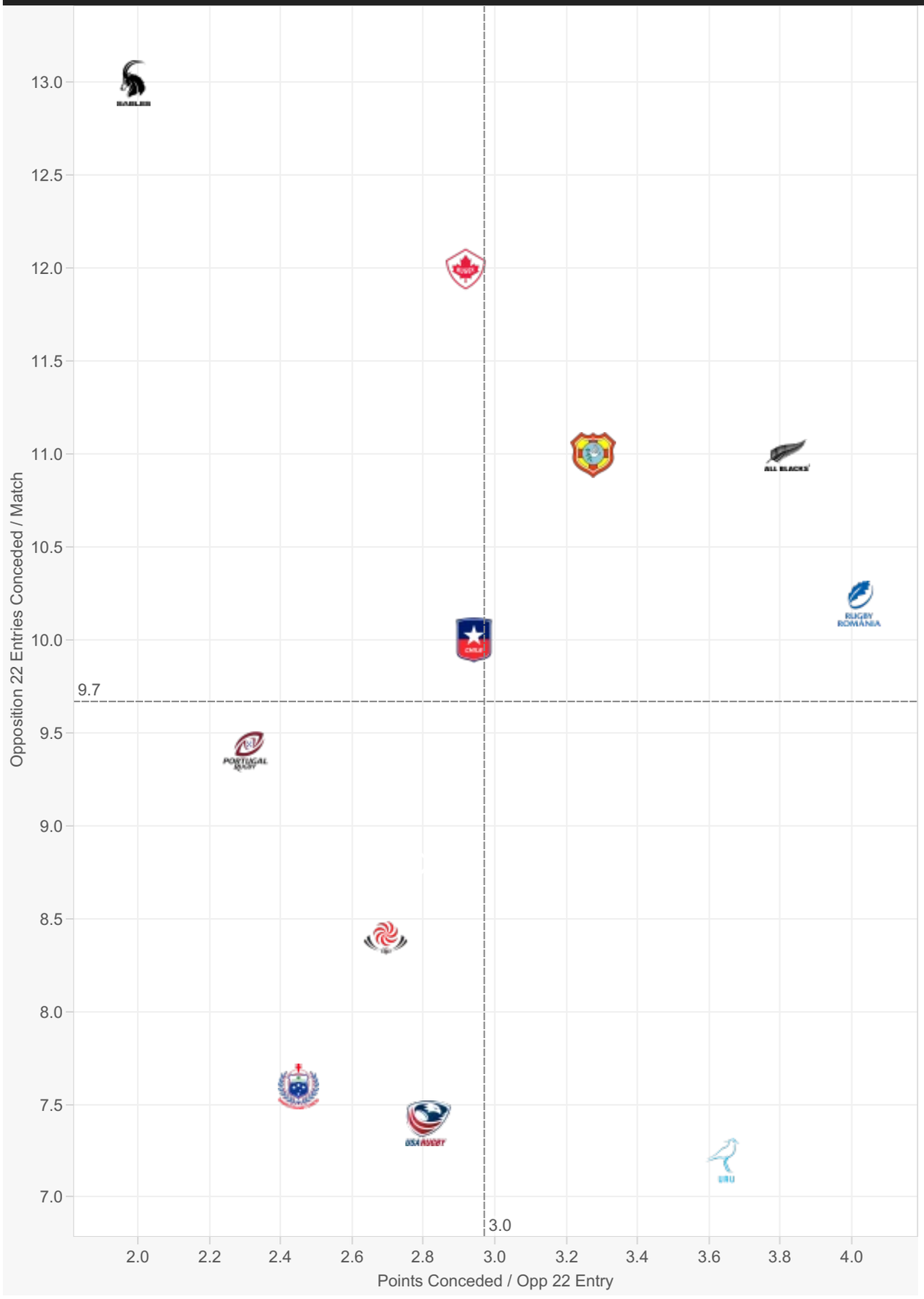


| 22 Entries Con. / Match | |
|---|---|
| Zimbabwe | 13.0 |
| Canada | 12.0 |
| Tonga | 11.0 |
| Hong Kong China | 11.0 |
| Romania | 10.2 |
| Chile | 10.0 |
| Portugal | 9.4 |
| Spain | 8.8 |
| Georgia | 8.4 |
| Samoa | 7.6 |
| USA | 7.4 |
| Uruguay | 7.2 |

| Points Con / Entry | |
|---|---|
| Romania | 4.0 |
| Hong Kong China | 3.8 |
| Uruguay | 3.6 |
| Tonga | 3.3 |
| Chile | 2.9 |
| Canada | 2.9 |
| Spain | 2.8 |
| USA | 2.8 |
| Georgia | 2.7 |
| Samoa | 2.4 |
| Portugal | 2.3 |
| Zimbabwe | 2.0 |

# Team Analysis

## Georgia Statistics

# Kicking

**Georgia - 2026 World Rugby Nations Cup**

## KICK LOCATIONS

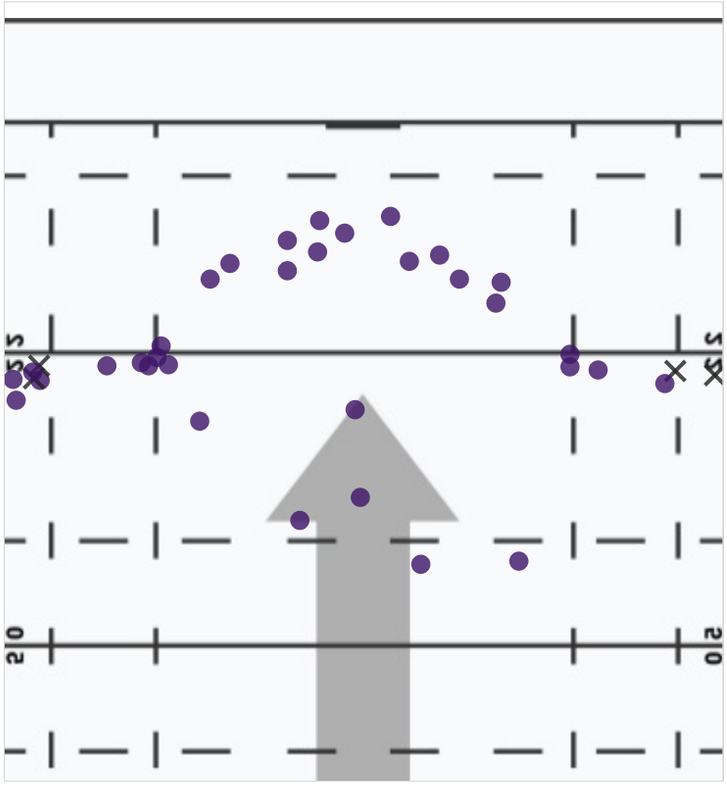

## RECENT KICKS AT GOAL

| Opponent | Minute | Player | Pts Gaine.. | |
|---|---|---|---|---|
| Tonga | 3 | Luka Matkava | 0.31 | Pen Made |
| | 26 | Luka Matkava | 0.47 | Conv Made |
| | 31 | Luka Matkava | -1.25 | Conv Missed |
| | 34 | Luka Matkava | 0.16 | Conv Made |
| | 51 | Luka Matkava | 0.30 | Conv Made |
| | 56 | Luka Matkava | 0.66 | Conv Made |
| | 61 | Luka Matkava | 0.12 | Conv Made |
| | 71 | Luka Matkava | -1.31 | Conv Missed |
| | 80 | Luka Matkava | 0.07 | Conv Made |
| Canada | 4 | Luka Matkava | -1.21 | Conv Missed |
| | 21 | Luka Matkava | -1.12 | Conv Missed |
| | 31 | Luka Matkava | 0.07 | Conv Made |
| | 41 | Luka Matkava | 0.79 | Conv Made |
| | 56 | Luka Matkava | 0.90 | Conv Made |
| | 68 | Luka Matkava | 0.05 | Conv Made |
| | 72 | Luka Matkava | 0.29 | Conv Made |
| | 79 | Luka Matkava | 0.04 | Conv Made |
| Chile | 5 | Luka Matkava | 0.42 | Conv Made |
| | 13 | Luka Matkava | 0.98 | Conv Made |
| | 18 | Luka Matkava | 0.06 | Conv Made |
| **Overall Points Gained** | | | **5.74** | |

## KICKS AT GOAL

### Luka Matkava

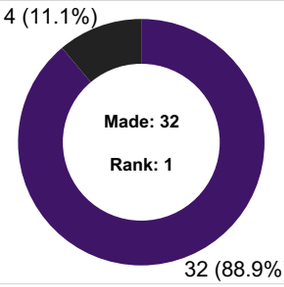


### Tedo Abzhandadze




Ranks across total successful kicks

## % START HALF WON

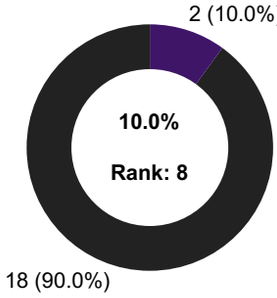


Won Lost

## START HALF - BREAKDOWNS

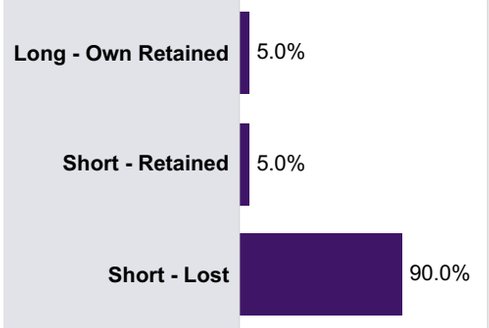


## START HALF - DIRECTION




Right Left

# Collisions

**Georgia - 2026 World Rugby Nations Cup**

## GAINLINE SUCCESS

### OVERALL

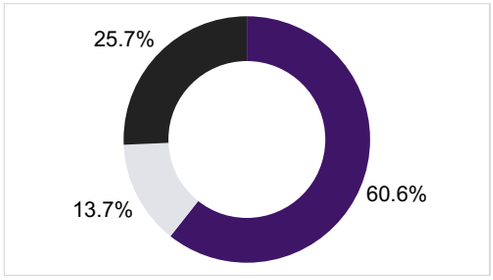


### OWN HALF

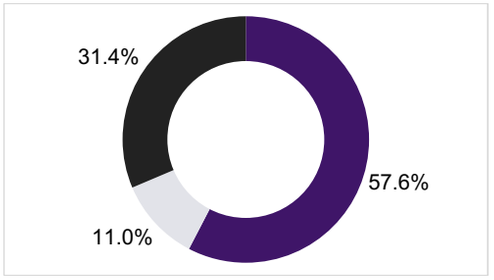


### OPPONENT HALF

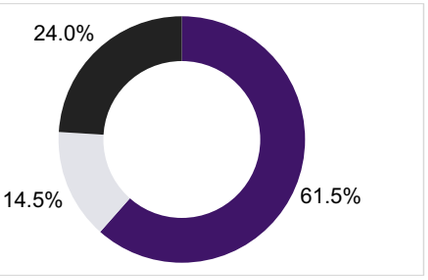


### World Rugby Nations Cup AVERAGES

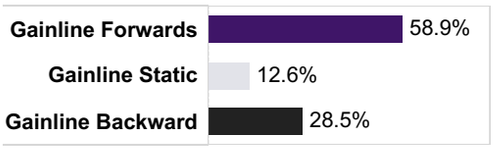


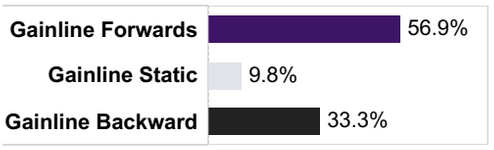


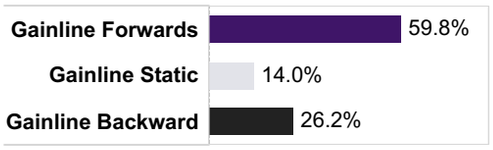


## CARRIES INTO CONTACT

### OVERALL

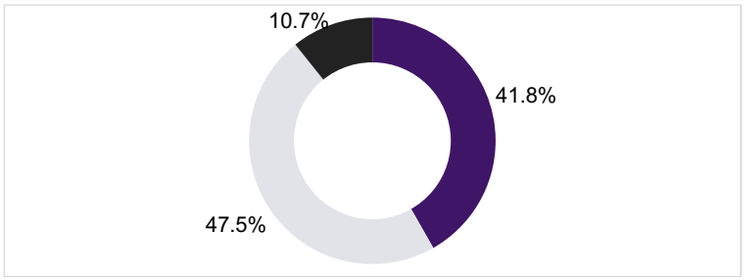


### World Rugby Nations Cup AVERAGES

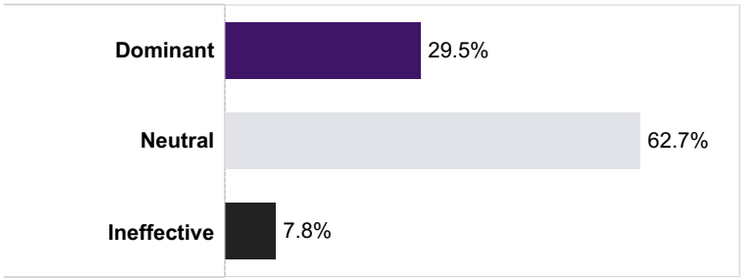


## TACKLES

### % SUCCESSFUL TACKLES

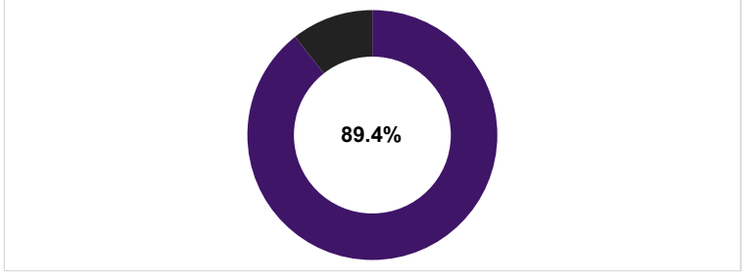


### World Rugby Nations Cup AVERAGES

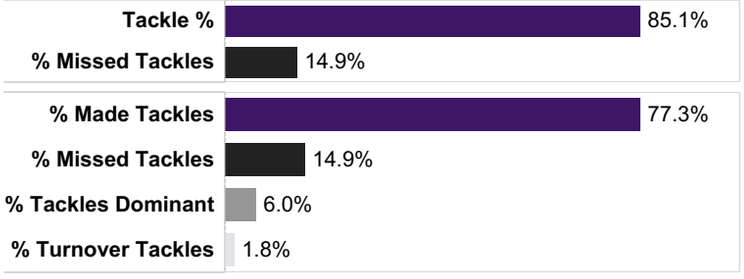


### CARRIES & BREAKS

| | |
|---|---|
| Line Breaks | 36 |
| Line breaks / match | 7.2 |
| Defenders Beaten | 140 |
| Defenders Beaten / match | 28.0 |
| Ball Carries | 526.0 |
| Carries / Match | 105.2 |

### LINE BREAK OUTCOMES

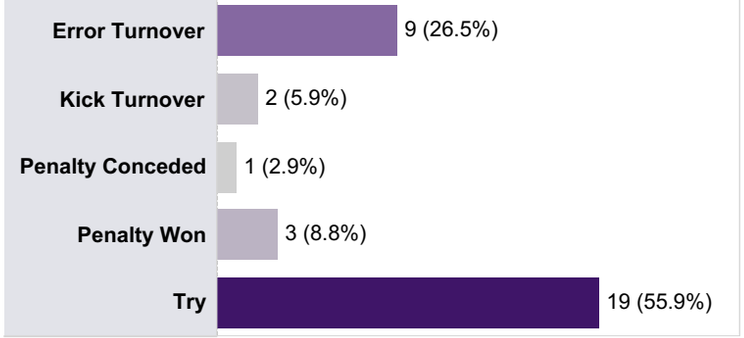

# Breakdown

**Georgia - 2026 World Rugby Nations Cup**

## % RUCKS WON

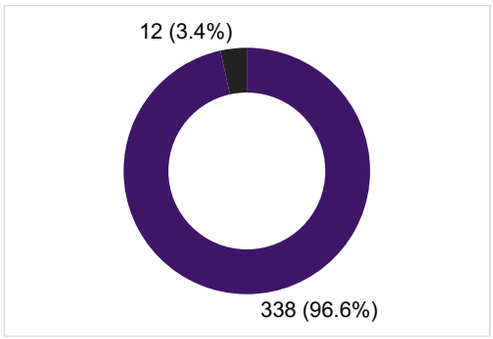


## OWN RUCK SPEEDS

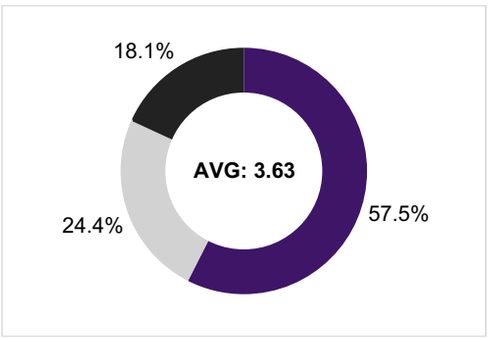


## % MAULS WON

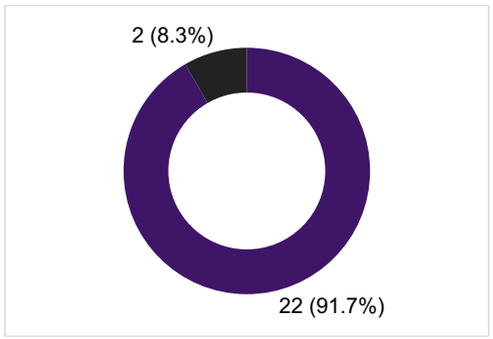


## World Rugby Nations Cup AVERAGES

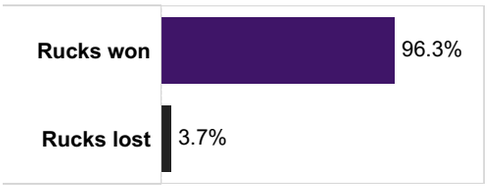


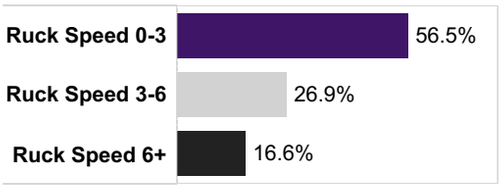


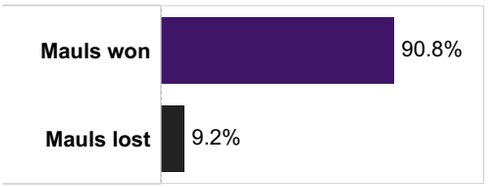


## RUCK SPEEDS - LOCATIONS

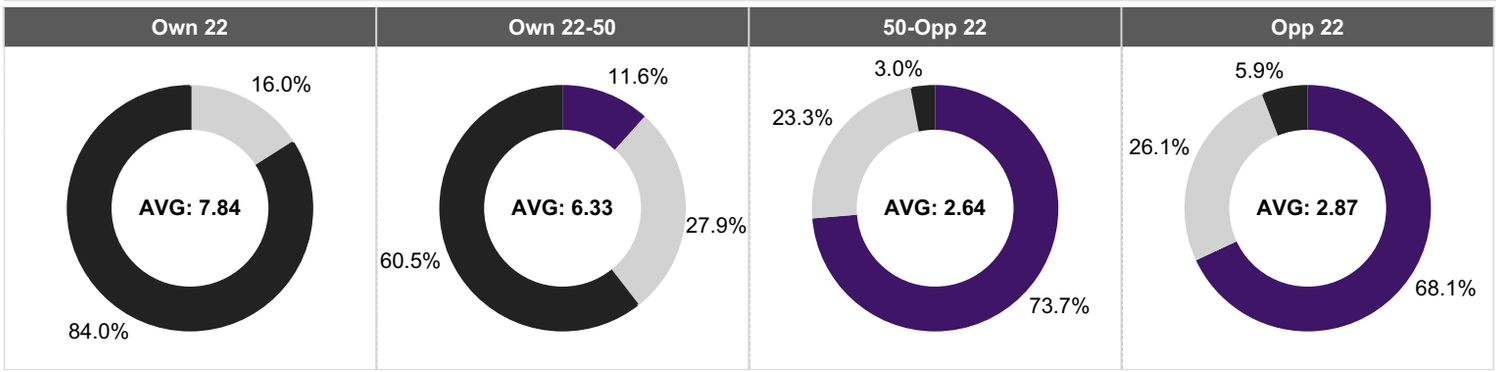


| Attacking Breakdown Arrivals | | |
|---|---|---|
| 1 | Giorgi Akhaladze | 51 |
| 2 | Bachuki Tchumbadze | 50 |
| 3 | Beka Shvangiradze | 43 |
| 4 | Luka Ivanishvili | 39 |
| 5 | Vakhtang Jintcharadze | 38 |

| Defensive Breakdown Arrivals | | |
|---|---|---|
| 1 | Luka Ivanishvili | 33 |
| 2 | Beka Shvangiradze | 15 |
| 3 | Giorgi Javakhia | 13 |
| 4 | Davit Niniashvili | 11 |
| 5 | Beka Gorgadze | 9 |

| Breakdown Steals | | |
|---|---|---|
| 1 | Luka Ivanishvili | 4 |
| 2 | Bachuki Tchumbadze | 1 |
| 3 | Beka Saginadze | 1 |
| 4 | Luka Petriashvili | 1 |
| **Team Total** | | 9 |

# Set Piece

**Georgia - 2026 World Rugby Nations Cup**

## SCRUMS

### OWN SCRUMS WON

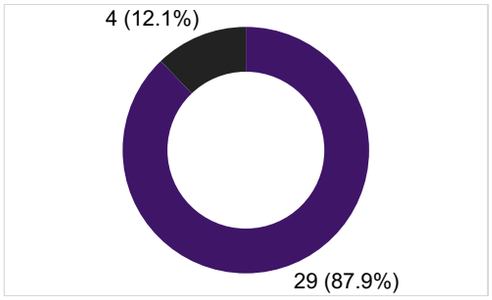


### SCRUM PUSH

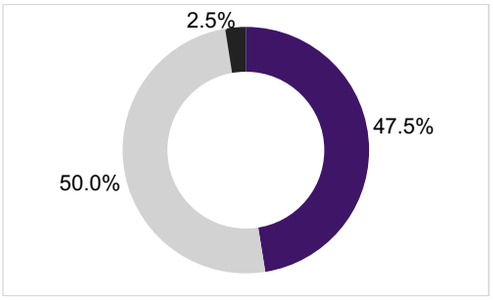


### OPPONENT SCRUMS WON

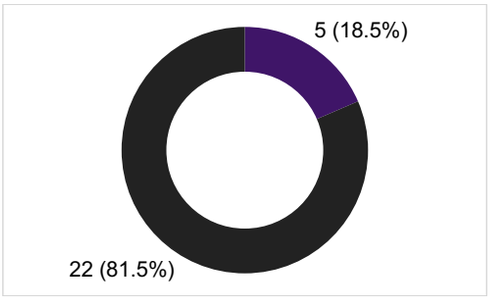


### World Rugby Nations Cup AVERAGES

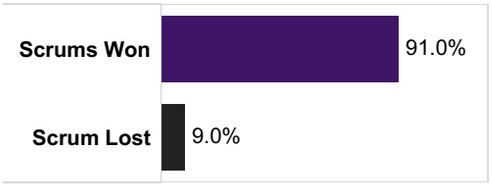


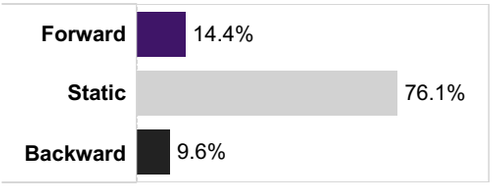


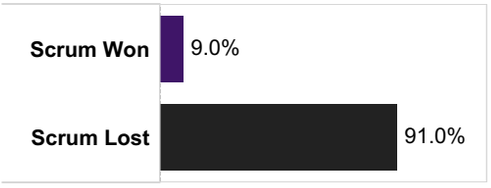


### OWN SCRUMS

| Scrums Won | Scrum Reset Retained | Scrum Lost |
|---|---|---|
| 29 | 7 | 4 |

### OPPONENT SCRUMS

| Scrum Won | Scrum Reset Retained | Scrum Lost |
|---|---|---|
| 5 | 1 | 22 |

### OWN SCRUMS WON

| | Used | Penalty | Free Kick |
|---|---|---|---|
| **Total** | 17 | 8 | 4 |
| **% of Total** | 58.6% | 27.6% | 13.8% |

### OPPONENT SCRUMS WON

| | Used | Penalty | Free Kick |
|---|---|---|---|
| **Total** | | 3 | 2 |
| **% of Total** | | 60.0% | 40.0% |

## LINEOUTS

### OWN LINEOUTS

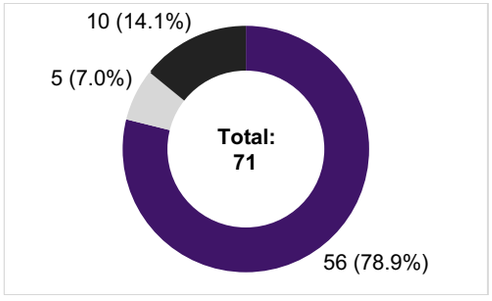


### OPPONENT LINEOUTS

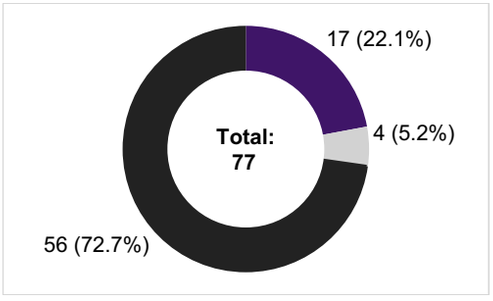


### LINEOUT THROW

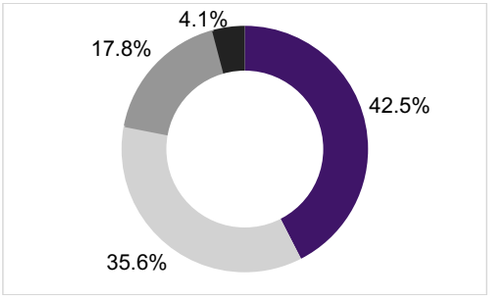


### World Rugby Nations Cup AVERAGES

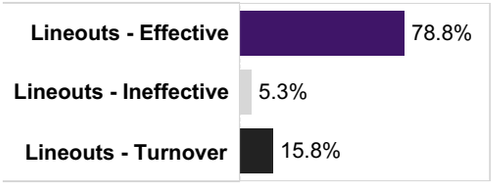


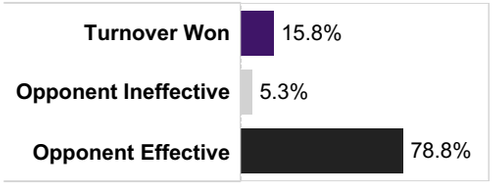


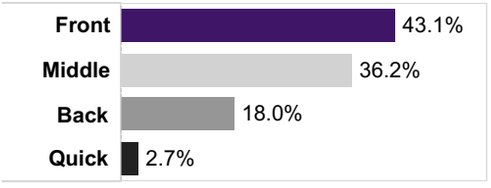

# Discipline

**Georgia - 2026 World Rugby Nations Cup**

| Statistic | Team | Comp Average |
|---|---|---|
| **Total penalties conceded / match** | 9.6 | 10.0 |
| **Yellow cards / match** | 1.0 | 1.0 |
| **Red cards / match** | 0.0 | 0.1 |

## PENALTIES CONCEDED PER MATCH

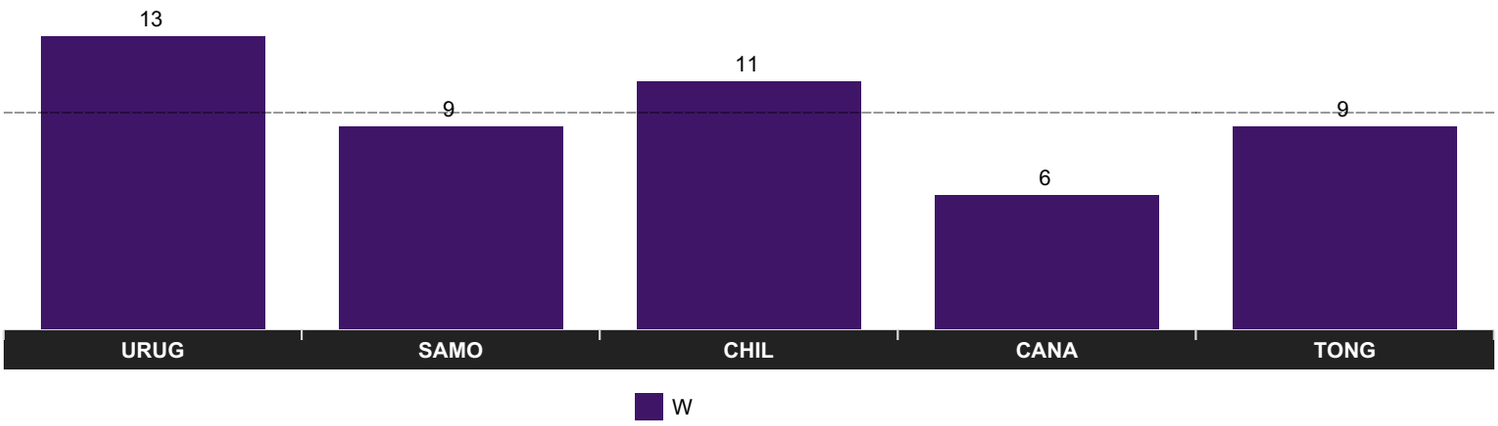


## PENALTIES & INFRINGEMENTS

### ZONES

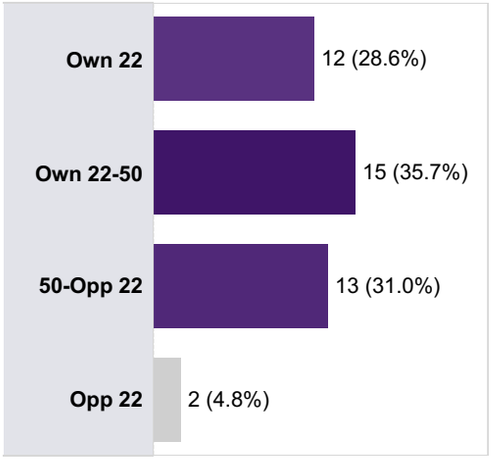


### TIMES

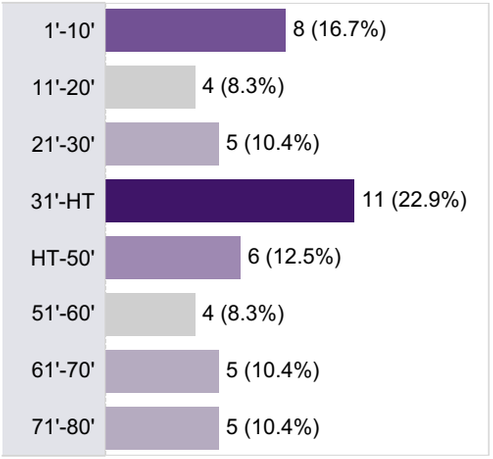


### TYPES

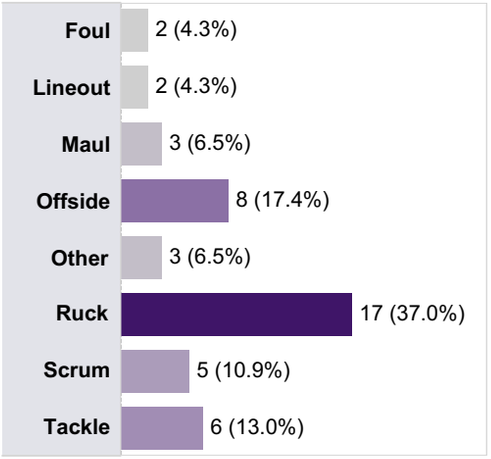


## PLAYER STATISTICS - PER 80 AVERAGES WITH A MINIMUM 80 MINUTES PLAYED

| Total penalties conceded | | | Penalties conceded / 80 minutes | | | Yellow / Red cards | | |
|---|---|---|---|---|---|---|---|---|
| **1** | Luka Ivanishvili | 5 | **1** | Bachuki Tchumbadze | 1.4 | **1** | Akaki Tabutsadze | 1 / 0 |
| **2** | Bachuki Tchumbadze | 4 | **2** | Giorgi Kveseladze | 1.3 | **2** | Davit Niniashvili | 1 / 0 |
| **3** | Giorgi Kveseladze | 4 | **3** | Konstantine Mikautadze | 1.3 | **3** | Luka Ivanishvili | 1 / 0 |
| **4** | Akaki Tabutsadze | 3 | **4** | Luka Ivanishvili | 1.2 | **4** | Mikheil Babunashvili | 1 / 0 |
| **5** | Aleksandre Kuntelia | 3 | **5** | Mikheil Babunashvili | 1.1 | **5** | Tornike Kakhoidze | 1 / 0 |

# TEAM ANALYSIS

## USA STATISTICS

# Kicking

**USA - 2026 World Rugby Nations Cup**

## KICK LOCATIONS

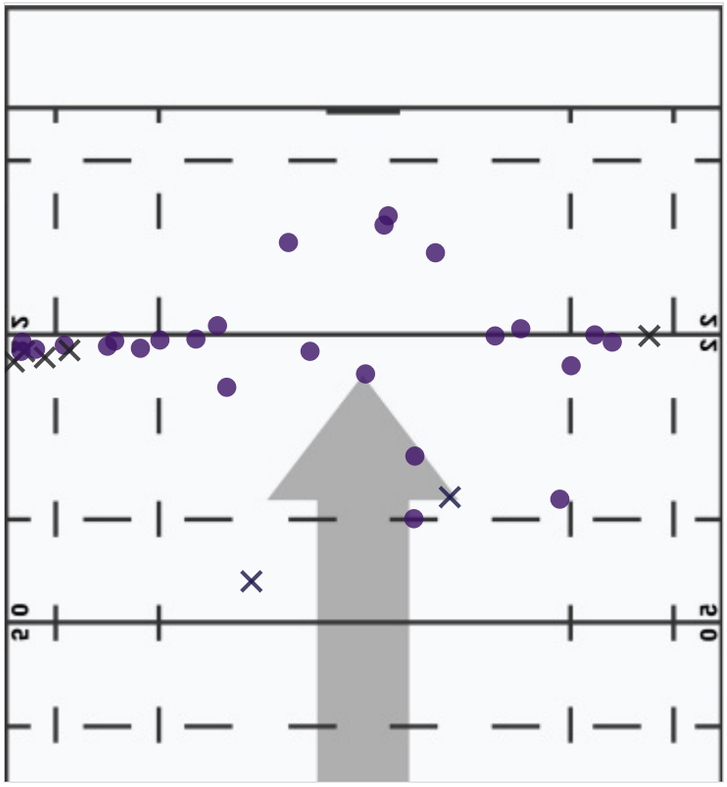

## RECENT KICKS AT GOAL

| Opponent | Minute | Player | Pts Gaine.. | |
|---|---|---|---|---|
| Romania | 3 | Chris Hilsenbeck | 0.20 | Pen Made |
| | 15 | Chris Hilsenbeck | -1.02 | Conv Missed |
| | 22 | Chris Hilsenbeck | 0.04 | Conv Made |
| | 32 | Chris Hilsenbeck | 0.78 | Conv Made |
| | 45 | Chris Hilsenbeck | 0.32 | Conv Made |
| | 51 | Chris Hilsenbeck | 0.59 | Conv Made |
| | 66 | Chris Hilsenbeck | 0.46 | Conv Made |
| | 72 | Tom Pittman | 0.73 | Pen Made |
| | 77 | Tom Pittman | 0.19 | Conv Made |
| Hong Kong China | 11 | Chris Hilsenbeck | 0.28 | Conv Made |
| | 20 | Chris Hilsenbeck | 0.98 | Conv Made |
| | 77 | Chris Hilsenbeck | 0.56 | Conv Made |
| Spain | 12 | Chris Hilsenbeck | 0.93 | Conv Made |
| | 19 | Chris Hilsenbeck | 0.09 | Conv Made |
| | 40 | Chris Hilsenbeck | -0.95 | Conv Missed |
| | 46 | Chris Hilsenbeck | -2.35 | Pen Missed |
| | 64 | Luke Carty | -1.66 | Pen Missed |
| | 66 | Luke Carty | 0.04 | Conv Made |
| | 73 | Luke Carty | 0.51 | Pen Made |
| Zimbabwe | 5 | Chris Hilsenbeck | 0.55 | Conv Made |
| **Overall Points Gained** | | | **-4.35** | |

## KICKS AT GOAL

### Chris Hilsenbeck

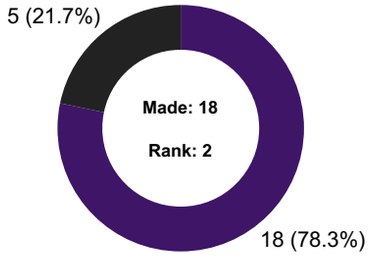


### Luke Carty

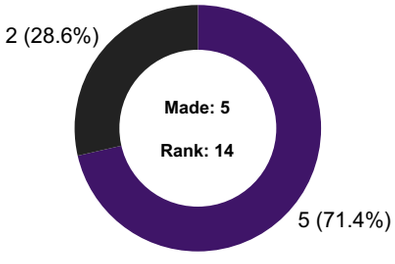


### Tom Pittman




Ranks across total successful kicks

## % START HALF WON

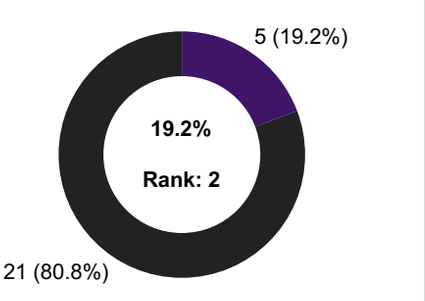


Won Lost

## START HALF - BREAKDOWNS

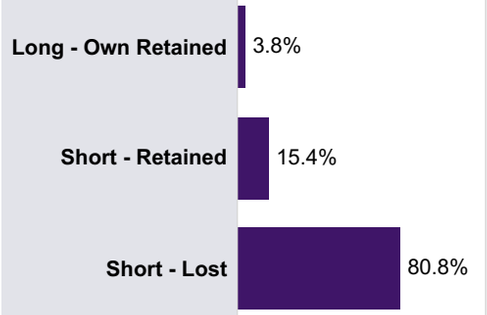


## START HALF - DIRECTION

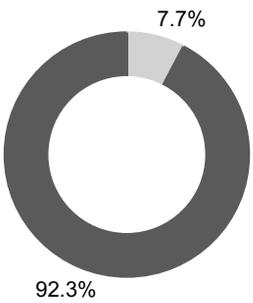


Right Left

# Collisions

**USA - 2026 World Rugby Nations Cup**

## GAINLINE SUCCESS

### OVERALL

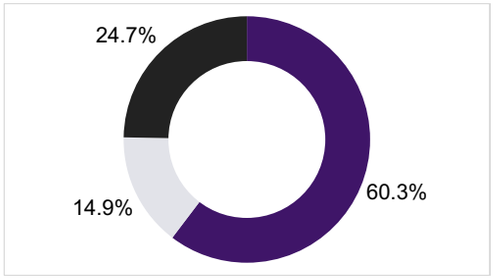


### OWN HALF

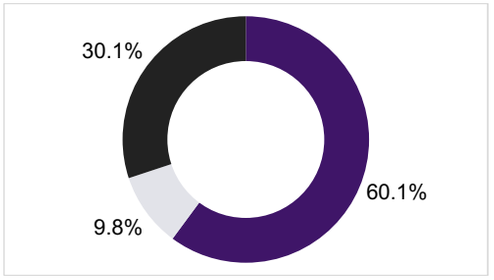


### OPPONENT HALF

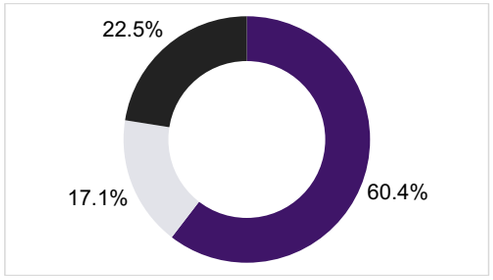


### World Rugby Nations Cup AVERAGES

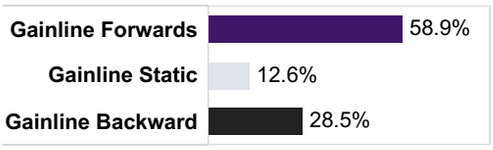


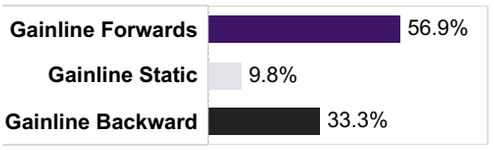


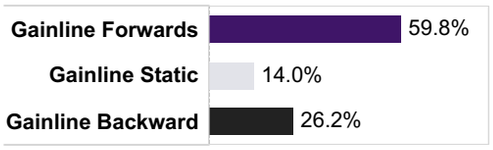


## CARRIES INTO CONTACT

### OVERALL

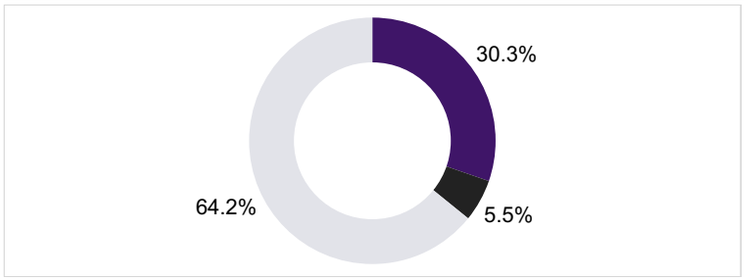


### World Rugby Nations Cup AVERAGES

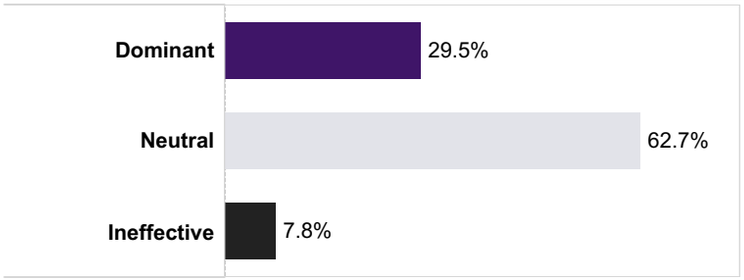


## TACKLES

### % SUCCESSFUL TACKLES

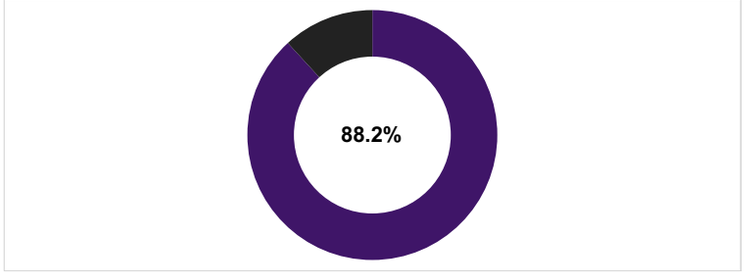


### World Rugby Nations Cup AVERAGES

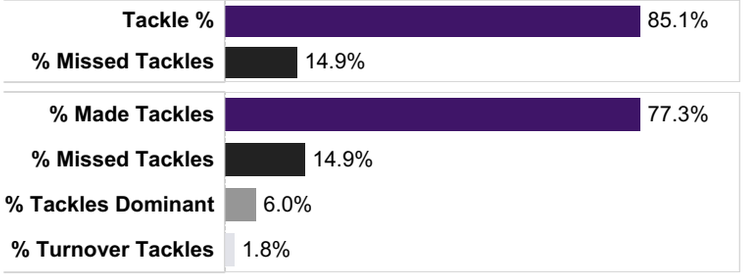


### CARRIES & BREAKS

| | |
|---|---|
| Line Breaks | 23 |
| Line breaks / match | 4.6 |
| Defenders Beaten | 117 |
| Defenders Beaten / match | 23.4 |
| Ball Carries | 522.0 |
| Carries / Match | 104.4 |

### LINE BREAK OUTCOMES

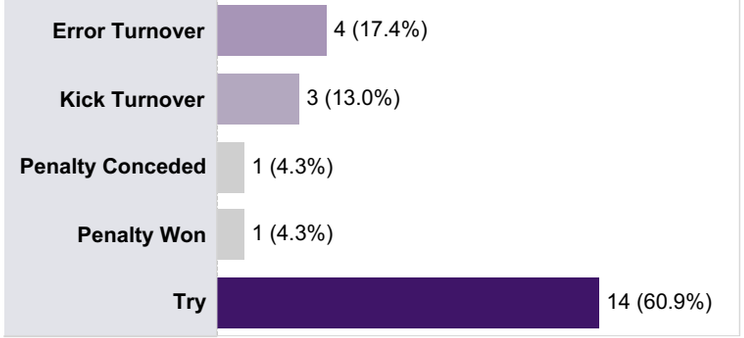

# Breakdown

**USA - 2026 World Rugby Nations Cup**

## % RUCKS WON

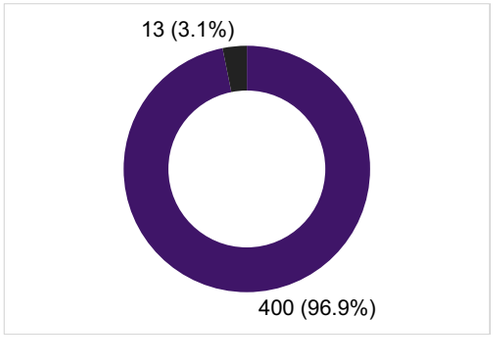


## OWN RUCK SPEEDS

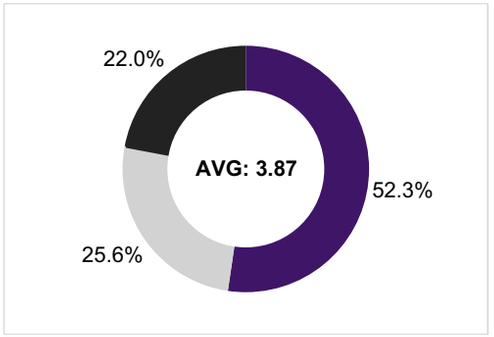


## % MAULS WON

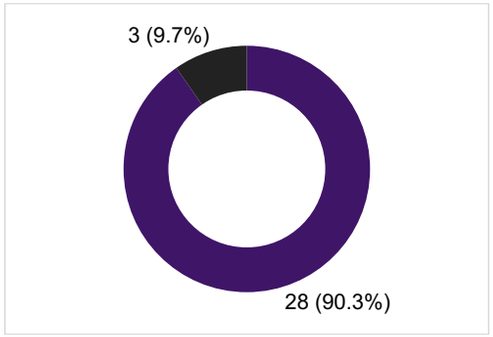


## World Rugby Nations Cup AVERAGES

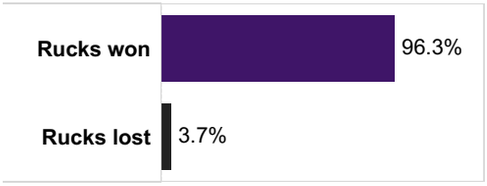


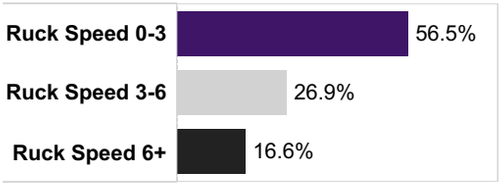


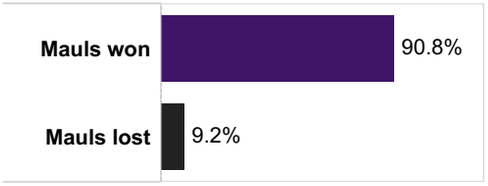


## RUCK SPEEDS - LOCATIONS

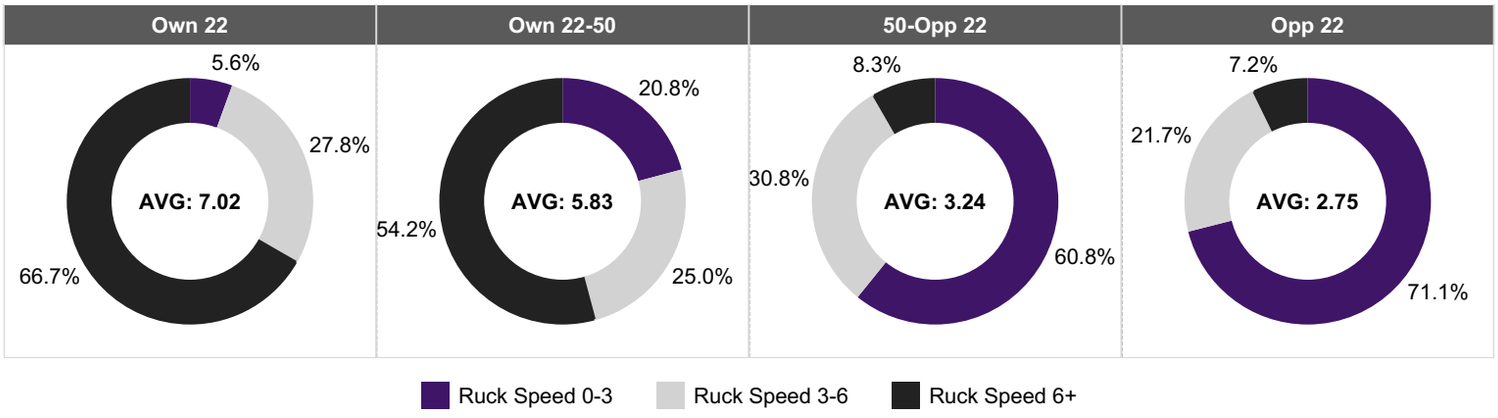


| Attacking Breakdown Arrivals | | |
|---|---|---|
| 1 | Nathan Den Hoedt | 125 |
| 2 | Jason Damm | 91 |
| 3 | Jack Iscaro | 70 |
| 4 | Benjamin Bonasso | 64 |
| 5 | Tonga Kofe | 59 |

| Defensive Breakdown Arrivals | | |
|---|---|---|
| 1 | Jack Iscaro | 19 |
| 2 | Tavite Lopeti | 16 |
| 3 | Perry Mayo | 14 |
| 4 | Jason Damm | 12 |
| 5 | Paddy Ryan | 12 |

| Breakdown Steals | | |
|---|---|---|
| 1 | Paddy Ryan | 5 |
| 2 | Makeen Alikhan | 2 |
| 3 | Jason Damm | 1 |
| 4 | Nafi Ma'afu | 1 |
| **Team Total** | | 12 |

# Set Piece

**USA - 2026 World Rugby Nations Cup**

## SCRUMS

### OWN SCRUMS WON

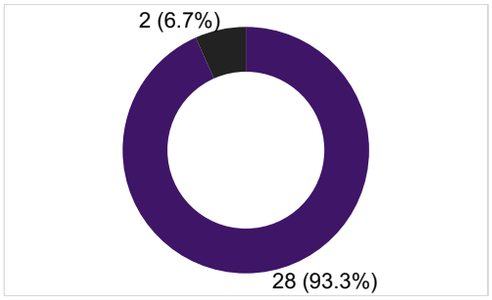


### SCRUM PUSH

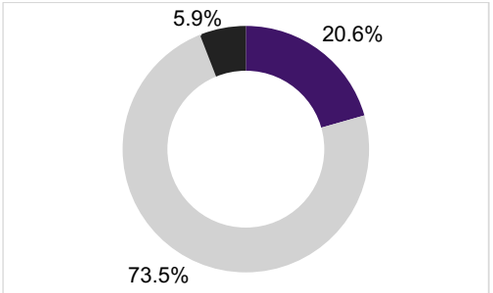


### OPPONENT SCRUMS WON

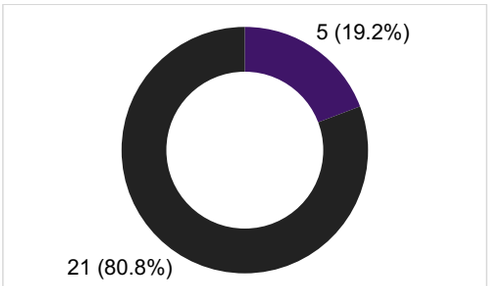


### World Rugby Nations Cup AVERAGES

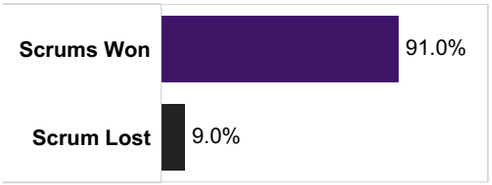


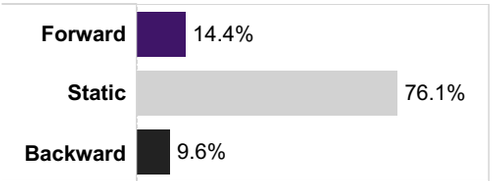


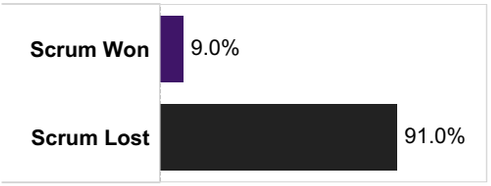


### OWN SCRUMS

| Scrums Won | Scrum Reset Retained | Scrum Lost |
|---|---|---|
| 29 | 7 | 4 |

### OPPONENT SCRUMS

| Scrum Won | Scrum Reset Retained | Scrum Lost |
|---|---|---|
| 5 | 4 | 21 |

### OWN SCRUMS WON

| | Used | Penalty | Free Kick |
|---|---|---|---|
| **Total** | 19 | 6 | 3 |
| **% of Total** | 67.9% | 21.4% | 10.7% |

### OPPONENT SCRUMS WON

| | Used | Penalty | Free Kick |
|---|---|---|---|
| **Total** | | 2 | 3 |
| **% of Total** | | 40.0% | 60.0% |

## LINEOUTS

### OWN LINEOUTS

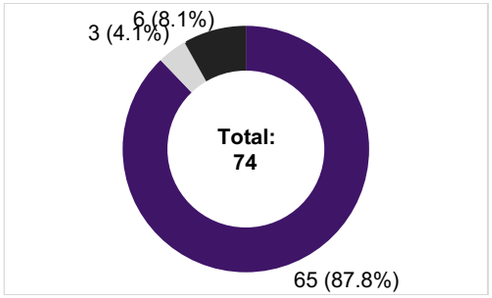


### OPPONENT LINEOUTS

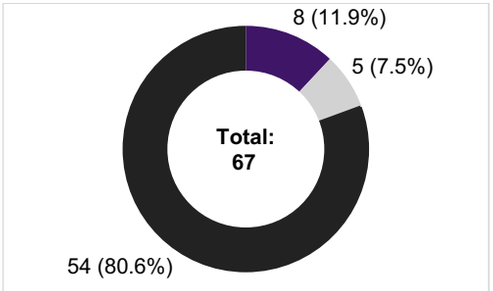


### LINEOUT THROW

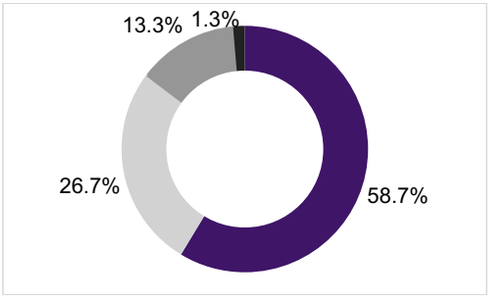


### World Rugby Nations Cup AVERAGES

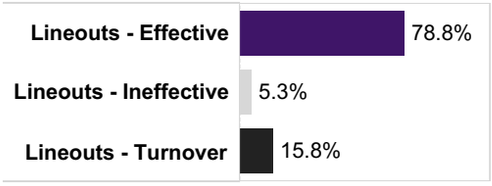


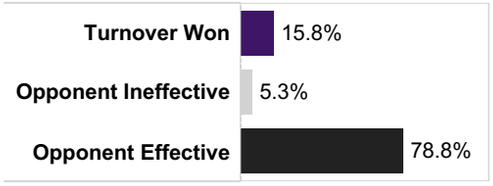


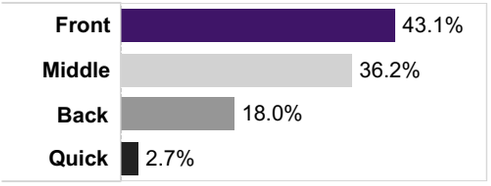

# Discipline

**USA - 2026 World Rugby Nations Cup**

| Statistic | Team | Comp Average |
|---|---|---|
| **Total penalties conceded / match** | 10.4 | 10.0 |
| **Yellow cards / match** | 0.8 | 1.0 |
| **Red cards / match** | 0.0 | 0.1 |

## PENALTIES CONCEDED PER MATCH

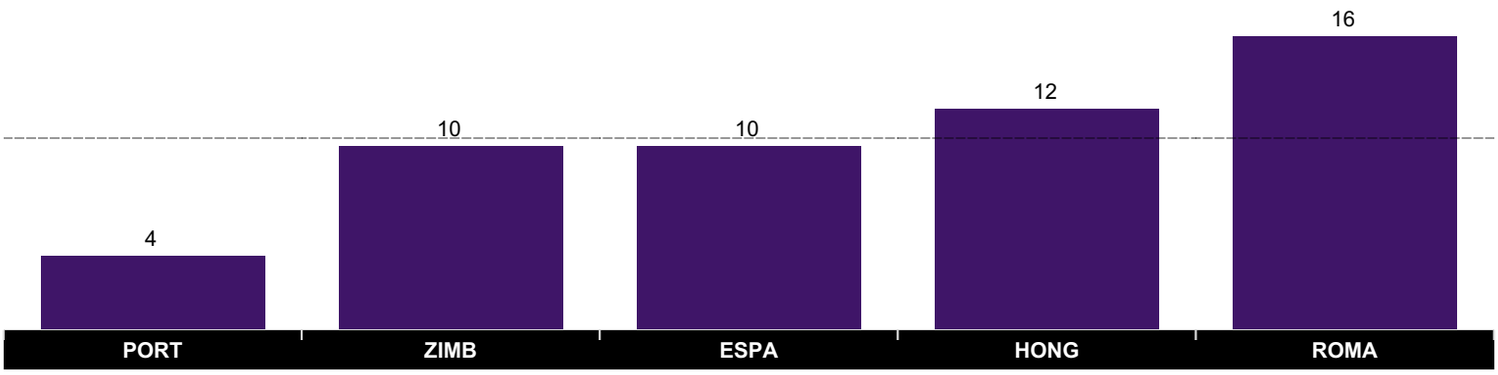


## PENALTIES & INFRINGEMENTS

### ZONES

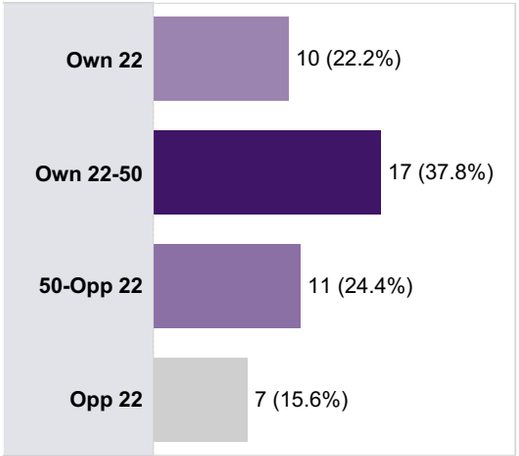


### TIMES

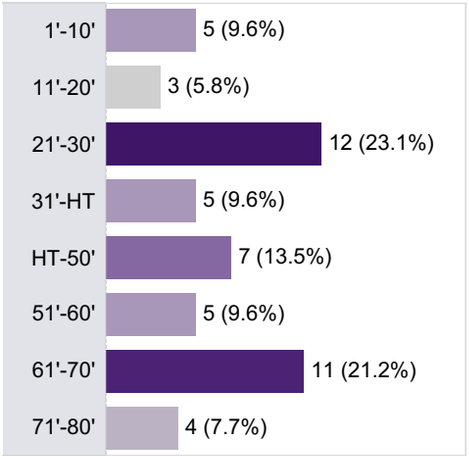


### TYPES

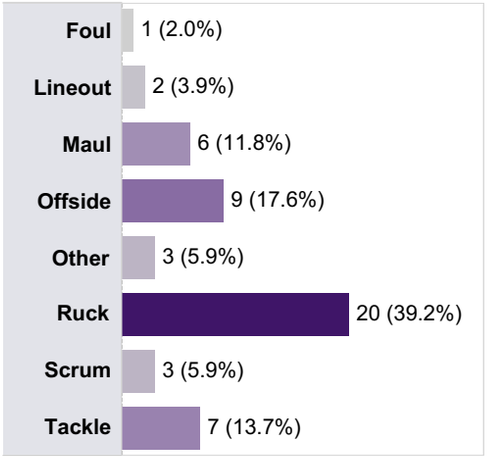


## PLAYER STATISTICS - PER 80 AVERAGES WITH A MINIMUM 80 MINUTES PLAYED

### Total penalties conceded

| | | |
|---|---|---|
| **1** | Perry Mayo | 6 |
| **2** | Makeen Alikhan | 4 |
| **3** | Benjamin Bonasso | 3 |
| **4** | Jack Iscaro | 3 |
| **5** | Jason Damm | 3 |

### Penalties conceded / 80 minutes

| | | |
|---|---|---|
| **1** | Mark O'Keeffe | 3.0 |
| **2** | Makeen Alikhan | 2.9 |
| **3** | Perry Mayo | 1.2 |
| **4** | Noah Brown | 1.0 |
| **5** | Jack Iscaro | 1.0 |

### Yellow / red cards

| | | |
|---|---|---|
| **1** | Makeen Alikhan | 1 / 0 |
| **2** | Nafi Ma'afu | 1 / 0 |
| **3** | Perry Mayo | 1 / 0 |
| **4** | Tavite Lopeti | 1 / 0 |

# Player Stats

## 2026 World Rugby Nations Cup

# Appearance Chart - Georgia

**2026 World Rugby Nations Cup**

| | 04/07/26 Uruguay | 11/07/26 Samoa | 18/07/26 Chile | 07/11/26 Canada | 14/11/26 Tonga |
|---|---|---|---|---|---|
| S. Abramishvili | | | | s17 | |
| N. Abuladze | s17 | s17 | s17 | | s17 |
| T. Abzhandadze | | s23 | s23 | | |
| G. Akhaladze | 1 | 1 | 1 | 1 | 1 |
| M. Alania | s22* | s22 | s22 | | |
| G. Aprasidze | | | | s22 | s22* |
| M. Babunashvili | 4 | 4 | 4 | | |
| L. Chachanidze | s19 | s19 | | 4 | |
| B. Gigashvili | | | | s18* | s18 |
| B. Gorgadze | | | | | 8 |
| I. Iashagashvili | | s21 | s21* | | |
| L. Ivanishvili | 7 | 7* | 7* | 6 | 6 |
| T. Jalagonia | 8* | 8 | 8 | | |
| G. Javakhia | s20 | 5 | 5 | 5 | s19 |
| V. Jintcharadze | | s16 | s16** | 2 | s16 |
| T. Kakhoidze | s23 | 12 | 12* | 12* | 12 |
| V. Karkadze | | | | s16* | 2** |
| A. Kuntelia | 3 | s18 | | | |
| G. Kveseladze | 12 | 11* | 11 | | |
| V. Lobzhanidze | 9 | 9 | 9 | 9 | 9* |
| R. Makhatadze | 11 | | | | |
| G. Margvelashvili | | | | s19 | 4 |
| L. Matkava | 10* | 10 | 10 | 10 | 10 |
| K. Mikautadze | 5 | | s19 | | 5 |
| D. Niniashvili | 13 | 15 | 15 | 15* | 15* |
| D. Papunashvili | | | | 11* | 11 |
| G. Pertaia | | | s18 | | |
| L. Petriashvili | s16 | | | | |
| B. Saginadze | | | | 7 | 7* |
| M. Shioshvili | | | | s20 | s20 |
| B. Shvangiradze | 6 | 6 | 6* | 8 | s21 |
| G. Shvelidze | | 13 | 13 | s23 | 13 |
| I. Spanderashvili | s21 | s20* | s20 | s21 | |
| N. Sutidze | 2* | 2 | 2 | | |
| L. Tabatadze | | | | 13* | s23 |
| A. Tabutsadze | 14 | 14 | 14 | 14** | 14** |
| B. Tchumbadze | s18 | 3 | 3* | 3 | 3 |
| L. Tsirekidze | 15 | | | | |

**KEY: Number denotes position, s: substitute, u: unused replacement, *: try scored**

# Appearance Chart - USA

**2026 World Rugby Nations Cup**

| | 05/07/26 Portugal | 11/07/26 Zimbabwe | 18/07/26 Spain | 08/11/26 Hong Kong China | 14/11/26 Romania |
|---|---|---|---|---|---|
| **C. Abel** | | | s18 | s18 | s18 |
| **M. Alikhan** | | 8 | | 7 | |
| **M. Baska** | | | | s21 | |
| **D. Besag** | 12* | 12 | 12 | 12 | 12 |
| **B. Bonasso** | 6 | | s20 | 6 | 6 |
| **N. Brown** | | | | 11 | 11* |
| **L. Carty** | u22 | s22 | s22 | | |
| **J. Damm** | 5 | 5 | 8 | 5 | 5* |
| **C. Daniel** | 7* | 7* | 6 | | |
| **R. de Haas** | 9 | 9 | 9 | | |
| **N. Den Hoedt** | 4 | 4* | 4 | 4 | 4* |
| **J. Fa'anana-Schultz** | | | | 8* | |
| **K. Geiger** | | | | s16* | s16 |
| **S. Golla** | | | | s19 | s19 |
| **B. Harvey** | s19 | s19 | 5 | | |
| **R. Herbst** | | | | | s20 |
| **C. Hilsenbeck** | 10 | 10 | 10 | 10 | 10 |
| **S. Huntley** | | | | | s22 |
| **J. Iscaro** | 1 | 1 | 1 | | 1 |
| **S. Klein** | s16 | s16 | s16 | 2 | |
| **T. Kofe** | 3 | 3 | 3 | 3 | 3 |
| **O. Lennon** | | | | 9 | 9 |
| **E. Lindenmuth** | s17 | s17 | s17 | s17 | |
| **T. Lopeti** | 13 | 13 | s23 | 13 | 13* |
| **N. Ma'afu** | s20 | s20 | s19 | | 8 |
| **C. Maluia** | | | | s22 | |
| **A. Maughan** | | 2 | | | |
| **P. Mayo** | 11 | 11* | 11* | 15* | 15* |
| **R. McLean** | 14 | | | 14 | 14** |
| **E. McVeigh** | u21 | s21 | s21 | | |
| **C. Mooneyham** | | 14* | | | |
| **M. O'Keeffe** | | | 14 | | |
| **M. Pedersen** | s18 | s18 | | | |
| **K. Pifeleti** | 2 | | 2 | | 2 |
| **T. Pittman** | | | | u23 | s23 |
| **M. Redelinghuys** | | | | s20 | s21 |
| **J. Roberts** | s23 | s23 | 13* | | |
| **P. Ryan** | 8* | | 7* | | 7 |
| **P. Telea-Ilalio** | | | | 1 | s17 |
| **L. Williams** | | 6 | | | |
| **M. Wilson** | 15 | 15 | 15* | | |

**KEY: Number denotes position, s: substitute, u: unused replacement, *: try scored**

# Player Data - Georgia

**2026 World Rugby Nations Cup**

| | Games | Starts | Minutes Played | Points | Tries | Ball Carries | Carry Metres | Line Breaks | Defenders Beaten | Passes | Offloads | Turnover Con | Successful Tackles | Missed Tackles | Dominant Tackles | Penalties Conceded | Kicks | Kicking Metres | Lineout Takes | Lineout Steals |
|---|---|---|---|---|---|---|---|---|---|---|---|---|---|---|---|---|---|---|---|---|
| S. Abramishvili | 1 | 0 | 34 | 0 | 0 | 1 | 3 | 0 | 0 | 1 | 0 | 0 | 6 | 0 | 1 | 0 | 0 | 0 | 0 | 0 |
| N. Abuladze | 4 | 0 | 109 | 0 | 0 | 5 | 24 | 0 | 1 | 2 | 0 | 1 | 20 | 5 | 5 | 1 | 0 | 0 | 0 | 0 |
| T. Abzhandadze | 2 | 0 | 80 | 2 | 0 | 6 | 54 | 0 | 1 | 8 | 1 | 3 | 3 | 1 | 0 | 0 | 4 | 166 | 1 | 0 |
| G. Akhaladze | 5 | 5 | 257 | 0 | 0 | 19 | 90 | 0 | 1 | 4 | 0 | 2 | 29 | 0 | 3 | 2 | 0 | 0 | 2 | 0 |
| M. Alania | 3 | 0 | 40 | 5 | 1 | 1 | 22 | 0 | 0 | 24 | 0 | 0 | 6 | 1 | 0 | 0 | 4 | 124 | 0 | 0 |
| G. Aprasidze | 2 | 0 | 39 | 5 | 1 | 1 | 30 | 1 | 1 | 44 | 0 | 0 | 2 | 1 | 0 | 0 | 6 | 162 | 0 | 0 |
| M. Babunashvili | 3 | 3 | 227 | 0 | 0 | 11 | 36 | 0 | 0 | 16 | 0 | 1 | 34 | 1 | 4 | 3 | 0 | 0 | 17 | 3 |
| L. Chachanidze | 3 | 1 | 111 | 0 | 0 | 4 | 24 | 0 | 0 | 5 | 0 | 0 | 19 | 1 | 0 | 1 | 0 | 0 | 5 | 0 |
| B. Gigashvili | 2 | 0 | 63 | 5 | 1 | 11 | 43 | 0 | 0 | 4 | 1 | 1 | 4 | 0 | 0 | 0 | 0 | 0 | 0 | 0 |
| B. Gorgadze | 1 | 1 | 70 | 0 | 0 | 10 | 66 | 0 | 6 | 2 | 0 | 0 | 9 | 0 | 0 | 0 | 0 | 0 | 0 | 0 |
| I. Iashagashvili | 2 | 0 | 32 | 5 | 1 | 3 | 12 | 0 | 0 | 5 | 0 | 0 | 6 | 0 | 0 | 0 | 1 | 35 | 2 | 0 |
| L. Ivanishvili | 5 | 5 | 338 | 10 | 2 | 25 | 122 | 0 | 5 | 26 | 5 | 2 | 53 | 6 | 7 | 5 | 1 | 24 | 9 | 0 |
| T. Jalagonia | 3 | 3 | 208 | 5 | 1 | 29 | 142 | 0 | 4 | 16 | 1 | 0 | 41 | 2 | 4 | 2 | 1 | 21 | 4 | 1 |
| G. Javakhia | 5 | 3 | 223 | 0 | 0 | 27 | 116 | 0 | 5 | 12 | 0 | 1 | 33 | 5 | 4 | 1 | 0 | 0 | 9 | 2 |
| V. Jintcharadze | 4 | 1 | 175 | 10 | 2 | 10 | 47 | 0 | 2 | 13 | 0 | 1 | 31 | 3 | 1 | 2 | 0 | 0 | 0 | 1 |
| T. Kakhoidze | 5 | 4 | 307 | 10 | 2 | 41 | 304 | 2 | 12 | 25 | 2 | 2 | 30 | 6 | 5 | 3 | 0 | 0 | 0 | 0 |
| V. Karkadze | 2 | 1 | 85 | 15 | 3 | 12 | 51 | 0 | 0 | 2 | 0 | 1 | 17 | 2 | 3 | 0 | 0 | 0 | 0 | 0 |
| A. Kuntelia | 2 | 1 | 76 | 0 | 0 | 2 | 11 | 0 | 0 | 2 | 0 | 0 | 6 | 2 | 2 | 3 | 0 | 0 | 0 | 0 |
| G. Kveseladze | 3 | 3 | 240 | 5 | 1 | 20 | 151 | 3 | 2 | 22 | 3 | 4 | 18 | 4 | 0 | 4 | 3 | 32 | 0 | 0 |
| V. Lobzhanidze | 5 | 5 | 321 | 5 | 1 | 23 | 104 | 3 | 5 | 229 | 7 | 5 | 23 | 11 | 1 | 1 | 43 | 995 | 1 | 0 |
| R. Makhatadze | 1 | 1 | 80 | 0 | 0 | 8 | 79 | 2 | 5 | 4 | 1 | 2 | 2 | 0 | 1 | 1 | 2 | 39 | 0 | 0 |
| G. Margvelashvili | 2 | 1 | 104 | 0 | 0 | 8 | 48 | 0 | 1 | 6 | 0 | 0 | 13 | 0 | 0 | 0 | 0 | 0 | 5 | 1 |
| L. Matkava | 5 | 5 | 397 | 76 | 1 | 35 | 282 | 4 | 16 | 103 | 7 | 6 | 35 | 3 | 2 | 0 | 14 | 376 | 0 | 0 |
| K. Mikautadze | 3 | 2 | 125 | 0 | 0 | 8 | 26 | 0 | 0 | 3 | 0 | 1 | 16 | 0 | 1 | 2 | 0 | 0 | 2 | 0 |
| D. Niniashvili | 5 | 5 | 282 | 10 | 2 | 39 | 408 | 4 | 24 | 32 | 5 | 7 | 13 | 2 | 1 | 1 | 24 | 664 | 0 | 0 |
| D. Papunashvili | 2 | 2 | 156 | 5 | 1 | 17 | 199 | 3 | 16 | 12 | 3 | 1 | 6 | 2 | 1 | 2 | 1 | 39 | 0 | 0 |
| G. Pertaia | 1 | 0 | 24 | 0 | 0 | 1 | 3 | 0 | 0 | 0 | 0 | 0 | 0 | 0 | 0 | 0 | 0 | 0 | 0 | 0 |
| L. Petriashvili | 1 | 0 | 30 | 0 | 0 | 2 | 7 | 0 | 0 | 3 | 0 | 1 | 3 | 2 | 1 | 0 | 0 | 0 | 0 | 0 |
| B. Saginadze | 2 | 2 | 160 | 5 | 1 | 17 | 173 | 3 | 5 | 5 | 1 | 1 | 24 | 0 | 4 | 2 | 0 | 0 | 1 | 0 |
| M. Shioshvili | 2 | 0 | 19 | 0 | 0 | 5 | 34 | 0 | 1 | 0 | 0 | 0 | 2 | 0 | 1 | 0 | 0 | 0 | 0 | 0 |
| B. Shvangiradze | 5 | 4 | 294 | 5 | 1 | 33 | 227 | 2 | 9 | 10 | 2 | 0 | 64 | 0 | 11 | 2 | 1 | 32 | 1 | 0 |
| G. Shvelidze | 4 | 3 | 258 | 0 | 0 | 15 | 144 | 1 | 8 | 19 | 2 | 1 | 15 | 6 | 3 | 0 | 0 | 0 | 0 | 0 |
| I. Spanderashvili | 4 | 0 | 69 | 5 | 1 | 13 | 86 | 0 | 1 | 2 | 0 | 0 | 13 | 0 | 3 | 1 | 0 | 0 | 1 | 0 |
| N. Sutidze | 3 | 3 | 110 | 5 | 1 | 8 | 27 | 1 | 0 | 8 | 0 | 0 | 10 | 3 | 1 | 0 | 0 | 0 | 0 | 1 |
| L. Tabatadze | 2 | 1 | 99 | 5 | 1 | 7 | 55 | 0 | 2 | 6 | 0 | 0 | 11 | 2 | 2 | 1 | 0 | 0 | 0 | 0 |
| A. Tabutsadze | 5 | 5 | 390 | 20 | 4 | 27 | 266 | 7 | 6 | 18 | 1 | 6 | 19 | 8 | 3 | 3 | 3 | 43 | 0 | 0 |
| B. Tchumbadze | 5 | 4 | 237 | 5 | 1 | 15 | 60 | 0 | 1 | 6 | 0 | 0 | 30 | 0 | 2 | 4 | 0 | 0 | 0 | 1 |
| L. Tsirekidze | 1 | 1 | 80 | 0 | 0 | 7 | 30 | 0 | 0 | 3 | 0 | 2 | 0 | 0 | 0 | 1 | 3 | 62 | 1 | 0 |

# Player Data - USA

**2026 World Rugby Nations Cup**

| | Games | Starts | Minutes Played | Points | Tries | Ball Carries | Carry Metres | Line Breaks | Defenders Beaten | Passes | Offloads | Turnover Con | Successful Tackles | Missed Tackles | Dominant Tackles | Penalties Conceded | Kicks | Kicking Metres | Lineout Takes | Lineout Steals |
|---|---|---|---|---|---|---|---|---|---|---|---|---|---|---|---|---|---|---|---|---|
| C. Abel | 3 | 0 | 100 | 0 | 0 | 11 | 55 | 0 | 2 | 0 | 0 | 3 | 17 | 1 | 1 | 1 | 0 | 0 | 0 | 0 |
| M. Alikhan | 2 | 2 | 111 | 0 | 0 | 10 | 64 | 0 | 3 | 5 | 1 | 0 | 15 | 4 | 1 | 4 | 0 | 0 | 1 | 0 |
| M. Baska | 1 | 0 | 20 | 0 | 0 | 1 | 0 | 0 | 0 | 12 | 0 | 2 | 2 | 0 | 0 | 0 | 3 | 75 | 0 | 0 |
| D. Besag | 5 | 5 | 375 | 5 | 1 | 43 | 338 | 2 | 10 | 23 | 1 | 1 | 30 | 4 | 1 | 2 | 5 | 171 | 0 | 0 |
| B. Bonasso | 4 | 3 | 278 | 0 | 0 | 31 | 157 | 1 | 11 | 17 | 3 | 1 | 40 | 5 | 3 | 3 | 1 | 0 | 9 | 1 |
| N. Brown | 2 | 2 | 160 | 5 | 1 | 13 | 137 | 1 | 8 | 11 | 2 | 1 | 10 | 1 | 3 | 2 | 0 | 0 | 0 | 0 |
| L. Carty | 3 | 0 | 39 | 14 | 0 | 1 | 7 | 0 | 0 | 6 | 0 | 0 | 1 | 0 | 0 | 0 | 3 | 83 | 0 | 0 |
| J. Damm | 5 | 5 | 384 | 5 | 1 | 38 | 160 | 0 | 1 | 16 | 1 | 5 | 47 | 3 | 1 | 3 | 0 | 0 | 18 | 2 |
| C. Daniel | 3 | 3 | 168 | 10 | 2 | 19 | 140 | 1 | 3 | 7 | 0 | 1 | 23 | 2 | 1 | 2 | 0 | 0 | 7 | 0 |
| R. de Haas | 3 | 3 | 234 | 0 | 0 | 10 | 47 | 0 | 3 | 195 | 2 | 2 | 8 | 3 | 1 | 1 | 54 | 1132 | 0 | 0 |
| N. Den Hoedt | 5 | 5 | 359 | 10 | 2 | 9 | 31 | 0 | 0 | 25 | 0 | 1 | 25 | 3 | 1 | 2 | 0 | 0 | 21 | 0 |
| J. Fa'anana-Schultz | 1 | 1 | 45 | 5 | 1 | 13 | 75 | 0 | 4 | 3 | 0 | 1 | 5 | 0 | 0 | 1 | 0 | 0 | 0 | 0 |
| K. Geiger | 2 | 0 | 42 | 5 | 1 | 2 | 9 | 0 | 1 | 0 | 0 | 1 | 12 | 0 | 2 | 1 | 0 | 0 | 0 | 0 |
| S. Golla | 2 | 0 | 24 | 0 | 0 | 2 | 5 | 0 | 0 | 1 | 0 | 0 | 9 | 1 | 0 | 2 | 0 | 0 | 0 | 0 |
| B. Harvey | 3 | 1 | 108 | 0 | 0 | 11 | 43 | 0 | 0 | 5 | 0 | 0 | 20 | 0 | 1 | 0 | 0 | 0 | 9 | 0 |
| R. Herbst | 1 | 0 | 16 | 0 | 0 | 1 | 2 | 0 | 0 | 0 | 0 | 0 | 4 | 1 | 0 | 0 | 0 | 0 | 0 | 0 |
| C. Hilsenbeck | 5 | 5 | 351 | 40 | 0 | 30 | 187 | 1 | 2 | 52 | 1 | 3 | 13 | 7 | 0 | 1 | 34 | 991 | 0 | 0 |
| S. Huntley | 1 | 0 | 8 | 0 | 0 | 0 | 0 | 0 | 0 | 0 | 0 | 1 | 0 | 1 | 0 | 1 | 1 | 32 | 0 | 0 |
| J. Iscaro | 4 | 4 | 242 | 0 | 0 | 9 | 28 | 0 | 1 | 5 | 0 | 2 | 26 | 3 | 2 | 3 | 0 | 0 | 0 | 0 |
| S. Klein | 4 | 1 | 128 | 0 | 0 | 23 | 80 | 0 | 0 | 12 | 1 | 0 | 21 | 1 | 3 | 0 | 0 | 0 | 0 | 0 |
| T. Kofe | 5 | 5 | 258 | 0 | 0 | 13 | 58 | 0 | 0 | 8 | 1 | 2 | 23 | 3 | 0 | 3 | 0 | 0 | 0 | 0 |
| O. Lennon | 2 | 2 | 132 | 0 | 0 | 5 | 8 | 0 | 0 | 126 | 0 | 5 | 5 | 1 | 0 | 1 | 25 | 533 | 0 | 0 |
| E. Lindenmuth | 4 | 0 | 99 | 0 | 0 | 14 | 63 | 0 | 2 | 3 | 0 | 0 | 12 | 0 | 1 | 1 | 0 | 0 | 0 | 0 |
| T. Lopeti | 5 | 4 | 322 | 5 | 1 | 24 | 206 | 1 | 3 | 14 | 2 | 4 | 16 | 4 | 1 | 2 | 2 | 55 | 0 | 0 |
| N. Ma'afu | 4 | 1 | 152 | 0 | 0 | 26 | 183 | 1 | 5 | 6 | 1 | 0 | 16 | 2 | 1 | 1 | 0 | 0 | 0 | 0 |
| C. Maluia | 1 | 0 | 25 | 0 | 0 | 4 | 35 | 0 | 2 | 0 | 0 | 1 | 4 | 1 | 0 | 1 | 0 | 0 | 0 | 0 |
| A. Maughan | 1 | 1 | 48 | 0 | 0 | 6 | 31 | 0 | 1 | 1 | 0 | 3 | 4 | 0 | 0 | 0 | 0 | 0 | 0 | 0 |
| P. Mayo | 5 | 5 | 389 | 20 | 4 | 35 | 341 | 4 | 18 | 23 | 2 | 7 | 15 | 6 | 4 | 6 | 15 | 576 | 0 | 0 |
| R. McLean | 3 | 3 | 221 | 10 | 2 | 16 | 145 | 4 | 10 | 9 | 2 | 3 | 20 | 1 | 4 | 1 | 3 | 102 | 0 | 0 |
| E. McVeigh | 3 | 0 | 6 | 0 | 0 | 0 | 0 | 0 | 0 | 11 | 0 | 0 | 0 | 0 | 0 | 0 | 2 | 27 | 0 | 0 |
| C. Mooneyham | 1 | 1 | 80 | 5 | 1 | 5 | 31 | 1 | 0 | 1 | 0 | 3 | 12 | 1 | 1 | 0 | 0 | 0 | 0 | 0 |
| M. O'Keeffe | 1 | 1 | 80 | 0 | 0 | 7 | 51 | 0 | 2 | 2 | 0 | 1 | 5 | 0 | 0 | 3 | 0 | 0 | 0 | 0 |
| M. Pedersen | 2 | 0 | 42 | 0 | 0 | 1 | 3 | 0 | 0 | 0 | 0 | 0 | 14 | 1 | 4 | 0 | 0 | 0 | 0 | 0 |
| K. Pifeleti | 3 | 3 | 182 | 0 | 0 | 28 | 190 | 1 | 11 | 5 | 3 | 1 | 20 | 3 | 4 | 0 | 0 | 0 | 0 | 0 |
| T. Pittman | 2 | 0 | 10 | 5 | 0 | 0 | 0 | 0 | 0 | 0 | 0 | 0 | 2 | 0 | 0 | 0 | 0 | 0 | 0 | 0 |
| M. Redelinghuys | 2 | 0 | 46 | 0 | 0 | 4 | 40 | 1 | 1 | 2 | 0 | 0 | 6 | 0 | 0 | 1 | 0 | 0 | 1 | 1 |
| J. Roberts | 3 | 1 | 87 | 5 | 1 | 5 | 34 | 1 | 0 | 1 | 0 | 2 | 3 | 1 | 0 | 1 | 0 | 0 | 0 | 0 |
| P. Ryan | 3 | 3 | 240 | 10 | 2 | 29 | 183 | 2 | 7 | 3 | 0 | 4 | 27 | 2 | 4 | 2 | 2 | 64 | 0 | 0 |
| P. Telea-Ilalio | 2 | 1 | 59 | 0 | 0 | 4 | 7 | 0 | 0 | 2 | 0 | 1 | 5 | 0 | 0 | 0 | 0 | 0 | 0 | 0 |
| L. Williams | 1 | 1 | 50 | 0 | 0 | 2 | 8 | 0 | 0 | 0 | 0 | 0 | 8 | 2 | 0 | 0 | 0 | 0 | 0 | 0 |
| M. Wilson | 3 | 3 | 240 | 5 | 1 | 17 | 125 | 1 | 6 | 14 | 1 | 2 | 7 | 6 | 1 | 0 | 10 | 354 | 1 | 0 |

# Player Rankings

## 2026 World Rugby Nations Cup

# Player Rankings - Points

**2026 World Rugby Nations Cup**

## POINTS

| | | | Games | Points | Minutes | Pens | Conv | Drop Goals | Tries |
|---|---|---|---|---|---|---|---|---|---|
| 1 | L. Matkava | Georgia | 5 | 76 | 397 | 7 | 25 | 0 | 1 |
| 2 | M. Garafulic | Chile | 5 | 51 | 379 | 10 | 8 | 0 | 1 |
| 3 | C. Hilsenbeck | USA | 5 | 40 | 351 | 4 | 14 | 0 | 0 |
| 3 | P. Pellegrini | Tonga | 5 | 40 | 357 | 4 | 14 | 0 | 0 |
| 5 | S. Marques | Portugal | 5 | 36 | 349 | 3 | 11 | 0 | 1 |
| 5 | P. Altier | Hong Kong China | 4 | 36 | 320 | 5 | 8 | 0 | 1 |
| 7 | J. Myszka | Uruguay | 3 | 35 | 195 | 0 | 0 | 0 | 7 |
| 8 | R. Costa-Storti | Portugal | 5 | 30 | 400 | 0 | 0 | 0 | 6 |
| 8 | M. Cardoso Pinto | Portugal | 5 | 30 | 283 | 0 | 0 | 0 | 6 |
| 10 | A. Alatimu | Samoa | 3 | 29 | 209 | 1 | 13 | 0 | 0 |

## GOAL KICKING (MADE)

| | | | Games | Minutes | Goals | Misses | Pens | Pens Missed | Conv | Conv Missed | Goal Kicking .. |
|---|---|---|---|---|---|---|---|---|---|---|---|
| 1 | L. Matkava | Georgia | 5 | 397 | 32 | 4 | 7 | 0 | 25 | 4 | 88.9% |
| 2 | C. Hilsenbeck | USA | 5 | 351 | 18 | 5 | 4 | 1 | 14 | 4 | 78.3% |
| 2 | P. Pellegrini | Tonga | 5 | 357 | 18 | 7 | 4 | 1 | 14 | 6 | 72.0% |
| 2 | M. Garafulic | Chile | 5 | 379 | 18 | 3 | 10 | 1 | 8 | 2 | 85.7% |
| 5 | S. Marques | Portugal | 5 | 349 | 14 | 9 | 3 | 1 | 11 | 8 | 60.9% |
| 5 | A. Alatimu | Samoa | 3 | 209 | 14 | 3 | 1 | 0 | 13 | 3 | 82.4% |
| 7 | P. Altier | Hong Kong China | 4 | 320 | 13 | 3 | 5 | 1 | 8 | 2 | 81.3% |
| 8 | G. Lopez Bontempo | Spain | 3 | 207 | 12 | 2 | 2 | 1 | 10 | 1 | 85.7% |
| 8 | J. Cotarmanac'h | Uruguay | 3 | 240 | 12 | 6 | 1 | 0 | 11 | 6 | 66.7% |
| 10 | P. Nelson | Canada | 3 | 214 | 11 | 1 | 3 | 1 | 8 | 0 | 91.7% |
| 10 | A. Conache | Romania | 5 | 260 | 11 | 5 | 1 | 1 | 10 | 4 | 68.8% |

## GOAL KICKING (%)*

| | | | Games | Kicks | Made | Available Points | Points Scored | Expected Points | Pts Gained | Goal Kicking % |
|---|---|---|---|---|---|---|---|---|---|---|
| 1 | Sam Costelow | Wales | 5 | 17 | 17 | 36 | 36 | 30.3 | 5.7 | 100.0% |
| 1 | Handre Pollard | South Africa | 3 | 9 | 9 | 19 | 19 | 15.2 | 3.8 | 100.0% |
| 3 | Lucien Richardis | Spain | 4 | 16 | 15 | 38 | 36 | 29.5 | 6.5 | 93.8% |
| 4 | Peter Nelson | Canada | 3 | 12 | 11 | 28 | 25 | 18.7 | 6.3 | 91.7% |
| 5 | Santiago Carreras | Argentina | 3 | 10 | 9 | 22 | 19 | 17.6 | 1.4 | 90.0% |
| 6 | Tomas Albornoz | Argentina | 5 | 19 | 17 | 40 | 36 | 31.1 | 4.9 | 89.5% |
| 7 | Luka Matkava | Georgia | 8 | 55 | 49 | 117 | 105 | 95.5 | 9.5 | 89.1% |
| 8 | Cheslin Kolbe | South Africa | 3 | 18 | 16 | 43 | 39 | 34.5 | 4.5 | 88.9% |
| 9 | Sacha Feinberg-Mngomez | South Africa | 6 | 25 | 22 | 55 | 48 | 43.2 | 4.8 | 88.0% |
| 10 | Manuel Vareiro | Portugal | 3 | 8 | 7 | 21 | 18 | 15.3 | 2.7 | 87.5% |
| 10 | Thomas Ramos | France | 5 | 32 | 28 | 67 | 59 | 52.2 | 6.8 | 87.5% |

**Minimum 5 Kicks at Goal*

Georgia USA

# Player Rankings - Tries

**2026 World Rugby Nations Cup**

## TRIES

| | | | Games | Minutes Played | Tries | Tries / 80 |
|---|---|---|---|---|---|---|
| 1 | J. Myszka | Uruguay | 3 | 195 | 7 | 2.9 |
| 2 | R. Costa-Storti | Portugal | 5 | 400 | 6 | 1.2 |
| 2 | M. Cardoso Pinto | Portugal | 5 | 283 | 6 | 1.7 |
| 4 | R. Martinez | Chile | 5 | 378 | 5 | 1.1 |

## TRY ASSISTS

| | | | Games | Minutes Played | Try Assists | Try Assists / 80 |
|---|---|---|---|---|---|---|
| 1 | V. Lobzhanidze | Georgia | 5 | 321 | 5 | 1.2 |
| 2 | V. Pinto | Portugal | 5 | 341 | 4 | 0.9 |
| 2 | J. Higgins | Canada | 4 | 219 | 4 | 1.5 |
| 2 | T. Filimone | Tonga | 5 | 400 | 4 | 0.8 |

## TRY INVOLVEMENTS

| | | | Games | Minutes Played | Try Involvements | % of Team Total |
|---|---|---|---|---|---|---|
| 1 | M. Cardoso Pinto | Portugal | 5 | 283 | 9 | 23.1% |
| 2 | R. Costa-Storti | Portugal | 5 | 400 | 8 | 20.5% |
| 3 | T. Filimone | Tonga | 5 | 400 | 7 | 19.4% |
| 3 | J. Myszka | Uruguay | 3 | 195 | 7 | 21.9% |
| 5 | V. Lobzhanidze | Georgia | 5 | 321 | 6 | 12.0% |
| 5 | M. Faiilagi | Samoa | 5 | 367 | 6 | 11.8% |
| 5 | T. Bay | Spain | 5 | 349 | 6 | 23.1% |
| 8 | P. Umaga-Jensen | Samoa | 5 | 370 | 5 | 9.8% |
| 8 | R. Martinez | Chile | 5 | 378 | 5 | 22.7% |
| 8 | J. Alonso | Uruguay | 4 | 320 | 5 | 15.6% |
| 8 | D. Niniashvili | Georgia | 5 | 282 | 5 | 10.0% |
| 8 | J. Higgins | Canada | 4 | 219 | 5 | 17.2% |

Georgia USA

# Player Rankings - Carries

**2026 World Rugby Nations Cup**

## CARRIES

| | | | Games | Total |
|---|---|---|---|---|
| 1 | M. Diana | Uruguay | 5 | 96 |
| 2 | P. Umaga-Jensen | Samoa | 5 | 58 |
| 3 | J. Monteiro | Portugal | 5 | 53 |
| 4 | R. Costa-Storti | Portugal | 5 | 51 |
| 5 | J. Bell | Spain | 5 | 49 |
| 5 | R. Martinez | Chile | 5 | 49 |
| 7 | A. Quattrin | Canada | 4 | 47 |
| 8 | L. Bianchi | Uruguay | 5 | 46 |
| 8 | A. Mitu | Romania | 4 | 46 |
| 10 | T. Appleton | Portugal | 5 | 45 |
| 10 | T. Mafura | Zimbabwe | 5 | 45 |

| | | | Minutes | Per 80* |
|---|---|---|---|---|
| 1 | M. Diana | Uruguay | 399 | 19.2 |
| 2 | L. Rumball | Canada | 192 | 15.8 |
| 3 | A. Mitu | Romania | 253 | 14.5 |
| 4 | S. Klein | USA | 128 | 14.4 |
| 5 | N. Ma'afu | USA | 152 | 13.7 |
| 6 | O. Pauta | Tonga | 245 | 13.4 |
| 7 | A. Quattrin | Canada | 285 | 13.2 |
| 8 | A. Papali'i | Samoa | 153 | 13.1 |
| 9 | P. Umaga-Jensen | Samoa | 370 | 12.5 |
| 10 | A. Savin | Romania | 155 | 12.4 |

## METRES

| | | | Games | Total |
|---|---|---|---|---|
| 1 | M. Diana | Uruguay | 5 | 603 |
| 2 | P. Umaga-Jensen | Samoa | 5 | 561 |
| 3 | T. McMullin | Canada | 4 | 518 |
| 4 | R. Costa-Storti | Portugal | 5 | 499 |
| 5 | L. Smiler Ah-Kiong | Samoa | 5 | 492 |
| 6 | M. Cian | Spain | 5 | 436 |
| 7 | M. Cardoso Pinto | Portugal | 5 | 428 |
| 8 | J. Bell | Spain | 5 | 428 |
| 9 | D. Niniashvili | Georgia | 5 | 408 |
| 10 | B. Mudzekenyedzi | Zimbabwe | 5 | 369 |

| | | | Minutes | Per 80* |
|---|---|---|---|---|
| 1 | T. McMullin | Canada | 266 | 155.9 |
| 2 | P. Umaga-Jensen | Samoa | 370 | 121.3 |
| 3 | M. Cardoso Pinto | Portugal | 283 | 121.0 |
| 4 | M. Diana | Uruguay | 399 | 120.9 |
| 5 | I. Mapu | Samoa | 181 | 119.2 |
| 6 | D. Niniashvili | Georgia | 282 | 115.7 |
| 7 | L. Lalomilo | Samoa | 104 | 114.8 |
| 8 | S. Stevenson | Samoa | 150 | 110.5 |
| 9 | J. Robertson | Zimbabwe | 160 | 108.4 |
| 10 | A. Papali'i | Samoa | 153 | 102.2 |

## DEFENDERS BEATEN

| | | | Games | Total |
|---|---|---|---|---|
| 1 | M. Diana | Uruguay | 5 | 30 |
| 2 | R. Costa-Storti | Portugal | 5 | 28 |
| 3 | T. McMullin | Canada | 4 | 27 |
| 4 | T. Mavesere | Zimbabwe | 5 | 24 |
| 4 | D. Niniashvili | Georgia | 5 | 24 |
| 6 | P. Umaga-Jensen | Samoa | 5 | 19 |
| 7 | P. Mayo | USA | 5 | 18 |
| 7 | M. Cian | Spain | 5 | 18 |
| 9 | M. Bustamante | Chile | 5 | 17 |
| 9 | L. Smiler Ah-Kiong | Samoa | 5 | 17 |

| | | | Minutes | Per 80* |
|---|---|---|---|---|
| 1 | D. Papunashvili | Georgia | 156 | 8.2 |
| 2 | T. McMullin | Canada | 266 | 8.1 |
| 3 | D. Niniashvili | Georgia | 282 | 6.8 |
| 4 | R. Marta | Portugal | 160 | 6.5 |
| 5 | T. Veainu | Tonga | 113 | 6.4 |
| 6 | M. Diana | Uruguay | 399 | 6.0 |
| 7 | R. Costa-Storti | Portugal | 400 | 5.6 |
| 8 | I. Mapu | Samoa | 181 | 5.3 |
| 9 | R. Makhatadze | Georgia | 80 | 5.0 |
| 10 | K. Pifeleti | USA | 182 | 4.8 |

**Georgia** **USA**

**Minimum 80 minutes played*

# Player Rankings - Passing

**2026 World Rugby Nations Cup**

## PASSES

| | | | Games | Total |
|---|---|---|---|---|
| 1 | J. Combes | Hong Kong China | 5 | 258 |
| 2 | S. Marques | Portugal | 5 | 229 |
| 2 | V. Lobzhanidze | Georgia | 5 | 229 |
| 4 | T. Bay | Spain | 5 | 223 |
| 5 | J. Higgins | Canada | 4 | 209 |
| 6 | R. de Haas | USA | 3 | 195 |
| 7 | S. Takulua | Tonga | 5 | 181 |
| 8 | J. Suarez | Uruguay | 4 | 158 |
| 9 | T. Gombe | Zimbabwe | 4 | 153 |
| 10 | A. Conache | Romania | 5 | 144 |

| | | | Minutes | Per 80* |
|---|---|---|---|---|
| 1 | S. Takulua | Tonga | 189 | 76.6 |
| 2 | O. Lennon | USA | 132 | 76.4 |
| 3 | J. Higgins | Canada | 219 | 76.3 |
| 4 | E. Enari | Samoa | 82 | 75.1 |
| 5 | R. de Haas | USA | 234 | 66.7 |
| 6 | B. Videla | Chile | 130 | 64.0 |
| 7 | C. Tupai | Samoa | 180 | 62.7 |
| 8 | I. Rodriguez Bosch | Uruguay | 160 | 62.0 |
| 9 | J. Lam | Samoa | 157 | 61.7 |
| 10 | T. Gombe | Zimbabwe | 199 | 61.5 |

## PASSING ACCURACY**

| | | | Total | % |
|---|---|---|---|---|
| 1 | C. Tupai | Samoa | 141 | 99.3% |
| 2 | E. Enari | Samoa | 77 | 98.7% |
| 3 | S. Jones | Canada | 68 | 98.5% |
| 4 | J. Combes | Hong Kong China | 258 | 98.4% |
| 5 | V. Lobzhanidze | Georgia | 229 | 98.3% |
| 6 | G. Aprasidze | Georgia | 44 | 97.7% |
| 7 | I. Rodriguez Bosch | Uruguay | 124 | 97.6% |
| 8 | H. Mudariki | Zimbabwe | 78 | 97.4% |
| 9 | T. Gombe | Zimbabwe | 153 | 97.4% |
| 10 | B. Videla | Chile | 104 | 97.1% |

## BREAK ASSIST PASSES

| | | | Games | Total |
|---|---|---|---|---|
| 1 | T. Kakhoidze | Georgia | 5 | 6 |
| 2 | S. Stevenson | Samoa | 2 | 4 |
| 2 | J. Umaga | Samoa | 2 | 4 |
| 2 | V. Pinto | Portugal | 5 | 4 |
| 2 | A. Conache | Romania | 5 | 4 |
| 6 | J. Barker | Hong Kong China | 4 | 3 |
| 6 | P. Umaga-Jensen | Samoa | 5 | 3 |
| 6 | A. Alatimu | Samoa | 3 | 3 |
| 6 | M. Ardao | Uruguay | 5 | 3 |
| 6 | B. Mudzekenyedzi | Zimbabwe | 5 | 3 |
| 6 | M. Garafulic | Chile | 5 | 3 |
| 6 | D. Niniashvili | Georgia | 5 | 3 |
| 6 | L. Smiler Ah-Kiong | Samoa | 5 | 3 |

## OFFLOADS

| | | | Games | Total |
|---|---|---|---|---|
| 1 | S. Stevenson | Samoa | 2 | 9 |
| 1 | M. Ardao | Uruguay | 5 | 9 |
| 3 | P. Umaga-Jensen | Samoa | 5 | 8 |
| 3 | M. Diana | Uruguay | 5 | 8 |
| 5 | V. Lobzhanidze | Georgia | 5 | 7 |
| 5 | A. Motuga | Samoa | 5 | 7 |
| 5 | L. Matkava | Georgia | 5 | 7 |
| 5 | L. Smiler Ah-Kiong | Samoa | 5 | 7 |
| 9 | D. Paia'aua | Samoa | 4 | 5 |
| 9 | V. Pinto | Portugal | 5 | 5 |
| 9 | A. Lam | Samoa | 2 | 5 |
| 9 | T. Mavesere | Zimbabwe | 5 | 5 |
| 9 | D. Niniashvili | Georgia | 5 | 5 |
| 9 | M. Flesch | Canada | 3 | 5 |
| 9 | H. Vaovasa | Romania | 2 | 5 |

| | | | Minutes | Per 80* |
|---|---|---|---|---|
| 1 | S. Stevenson | Samoa | 150 | 4.8 |
| 2 | A. Lam | Samoa | 160 | 2.5 |
| 2 | H. Vaovasa | Romania | 160 | 2.5 |
| 4 | M. Dittus | Chile | 97 | 2.5 |
| 5 | B. Videla | Chile | 130 | 2.5 |
| 6 | A. Motuga | Samoa | 256 | 2.2 |
| 7 | M. Worley | Hong Kong China | 113 | 2.1 |
| 8 | M. Ardao | Uruguay | 389 | 1.9 |
| 9 | W. Havili | Tonga | 137 | 1.8 |
| 10 | V. Lobzhanidze | Georgia | 321 | 1.7 |

**Georgia** **USA**

**Minimum 80 minutes played **Minimum 40 Passes*

# Player Rankings - Kicks

**2026 World Rugby Nations Cup**

## KICKS IN PLAY

| | | | Games | Total |
|---|---|---|---|---|
| 1 | S. Marques | Portugal | 5 | 63 |
| 2 | R. de Haas | USA | 3 | 54 |
| 3 | V. Lobzhanidze | Georgia | 5 | 43 |
| 4 | J. Combes | Hong Kong China | 5 | 42 |
| 4 | T. Bay | Spain | 5 | 42 |
| 6 | P. Pellegrini | Tonga | 5 | 41 |
| 7 | C. Hilsenbeck | USA | 5 | 34 |
| 8 | J. Higgins | Canada | 4 | 27 |
| 9 | M. Simionescu | Romania | 5 | 25 |
| 9 | O. Lennon | USA | 2 | 25 |

| | | | Minutes | Per 80* |
|---|---|---|---|---|
| 1 | R. de Haas | USA | 234 | 18.5 |
| 2 | L. Berti | Chile | 111 | 15.9 |
| 3 | O. Lennon | USA | 132 | 15.2 |
| 4 | S. Marques | Portugal | 349 | 14.4 |
| 5 | B. Videla | Chile | 130 | 12.3 |
| 6 | V. Lobzhanidze | Georgia | 321 | 10.7 |
| 7 | G. Rupanu | Romania | 152 | 10.5 |
| 8 | I. Rodriguez Bosch | Uruguay | 160 | 10.0 |
| 9 | J. Combes | Hong Kong China | 339 | 9.9 |
| 10 | J. Higgins | Canada | 219 | 9.9 |

## KICKING METRES

| | | | Games | Total |
|---|---|---|---|---|
| 1 | S. Marques | Portugal | 5 | 1,662 |
| 2 | T. Bay | Spain | 5 | 1,298 |
| 3 | P. Pellegrini | Tonga | 5 | 1,232 |
| 4 | R. de Haas | USA | 3 | 1,132 |
| 5 | V. Lobzhanidze | Georgia | 5 | 995 |
| 6 | C. Hilsenbeck | USA | 5 | 991 |
| 7 | A. Alatimu | Samoa | 3 | 926 |
| 8 | J. Combes | Hong Kong China | 5 | 923 |
| 9 | R. Fernandez | Chile | 5 | 758 |
| 10 | M. Simionescu | Romania | 5 | 732 |

| | | | Minutes | Per 80* |
|---|---|---|---|---|
| 1 | R. de Haas | USA | 234 | 386.9 |
| 2 | S. Marques | Portugal | 349 | 381.1 |
| 3 | L. Berti | Chile | 111 | 373.1 |
| 4 | B. Videla | Chile | 130 | 356.2 |
| 5 | A. Alatimu | Samoa | 209 | 354.5 |
| 6 | O. Lennon | USA | 132 | 323.1 |
| 7 | T. Bay | Spain | 349 | 297.4 |
| 8 | I. Prior | Zimbabwe | 190 | 291.2 |
| 9 | P. Pellegrini | Tonga | 357 | 276.1 |
| 10 | P. Nelson | Canada | 214 | 272.0 |

## METRES / KICKS IN PLAY**

| | | | Games | Avg* |
|---|---|---|---|---|
| 1 | Anzelo Tuitavuki | Tonga | 4 | 44.3 |
| 2 | Tedo Abzhandadze | Georgia | 2 | 41.6 |
| 3 | AJ Alatimu | Samoa | 3 | 38.6 |
| 4 | Perry Mayo | USA | 5 | 38.4 |
| 5 | Taniela Filimone | Tonga | 5 | 36.7 |
| 6 | William Havili | Tonga | 2 | 36.6 |
| 7 | Ian Prior | Zimbabwe | 4 | 36.4 |
| 8 | Jacob Umaga | Samoa | 2 | 35.9 |
| 9 | Mitch Wilson | USA | 3 | 35.4 |
| 10 | Jean Cotarmanac'h | Uruguay | 3 | 34.7 |

**Georgia** **USA**

**Minimum 80 minutes played **Minimum 2 Kicks / 80min*

# Player Rankings - Lineouts

**2026 World Rugby Nations Cup**

## LINEOUTS WON (INC. STEALS)

| | | | Games | Total |
|---|---|---|---|---|
| 1 | G. Porter | Zimbabwe | 5 | 34 |
| 2 | L. Bianchi | Uruguay | 5 | 32 |
| 3 | V. Poloniati | Tonga | 5 | 30 |
| 4 | B. Nee-Nee | Samoa | 5 | 27 |
| 5 | T. Ardron | Canada | 3 | 25 |
| 5 | M. Bello | Portugal | 5 | 25 |
| 7 | F. Aliaga | Uruguay | 5 | 22 |
| 7 | I. Pineiro | Spain | 5 | 22 |
| 9 | N. Den Hoedt | USA | 5 | 21 |
| 9 | M. Flesch | Canada | 3 | 21 |

| | | | Minutes | Per 80* |
|---|---|---|---|---|
| 1 | T. Ardron | Canada | 240 | 8.3 |
| 2 | G. Porter | Zimbabwe | 347 | 7.8 |
| 3 | M. Babunashvili | Georgia | 227 | 7.0 |
| 4 | M. Flesch | Canada | 240 | 7.0 |
| 5 | B. Harvey | USA | 108 | 6.7 |
| 6 | L. Bianchi | Uruguay | 399 | 6.4 |
| 7 | V. Poloniati | Tonga | 379 | 6.3 |
| 8 | M. Bello | Portugal | 320 | 6.3 |
| 9 | E. Terblanche | Romania | 116 | 6.2 |
| 10 | B. Nee-Nee | Samoa | 355 | 6.1 |

## LINEOUT STEALS

| | | | Games | Total |
|---|---|---|---|---|
| 1 | S. Tuitupou Ah-Hing | Tonga | 5 | 7 |
| 2 | G. Porter | Zimbabwe | 5 | 4 |
| 2 | B. Nee-Nee | Samoa | 5 | 4 |
| 2 | A. Quattrin | Canada | 4 | 4 |
| 2 | M. Bello | Portugal | 5 | 4 |
| 6 | J. Tupou | Tonga | 3 | 3 |
| 6 | M. Babunashvili | Georgia | 3 | 3 |
| 6 | J. Madeira | Portugal | 5 | 3 |
| 6 | V. Poloniati | Tonga | 5 | 3 |
| 6 | I. Pineiro | Spain | 5 | 3 |
| 6 | A. Post | Hong Kong China | 5 | 3 |

| | | | Minutes | Per 80* |
|---|---|---|---|---|
| 1 | S. Tuitupou Ah-Hing | Tonga | 400 | 1.4 |
| 2 | A. Quattrin | Canada | 285 | 1.1 |
| 3 | J. Tupou | Tonga | 217 | 1.1 |
| 4 | M. Babunashvili | Georgia | 227 | 1.1 |
| 5 | D. Wallis | Portugal | 156 | 1.0 |
| 6 | M. Bello | Portugal | 320 | 1.0 |
| 7 | G. Porter | Zimbabwe | 347 | 0.9 |
| 8 | B. Nee-Nee | Samoa | 355 | 0.9 |
| 9 | C. McCullough | Hong Kong China | 95 | 0.8 |
| 10 | A. Post | Hong Kong China | 310 | 0.8 |

## LINEOUT THROWS WON

| | | | Games | Total |
|---|---|---|---|---|
| 1 | A. Quattrin | Canada | 4 | 50 |
| 1 | D. Escobar | Chile | 4 | 50 |
| 3 | A. Post | Hong Kong China | 5 | 37 |
| 3 | A. Garcia | Spain | 4 | 37 |
| 5 | J. Myszka | Uruguay | 3 | 36 |
| 6 | T. Butnariu | Romania | 5 | 35 |
| 7 | L. Larkan | Zimbabwe | 4 | 34 |
| 8 | K. Pifeleti | USA | 3 | 33 |
| 9 | R. Asiata | Samoa | 4 | 29 |
| 9 | S. Moli | Tonga | 3 | 29 |
| 9 | V. Jintcharadze | Georgia | 4 | 29 |
| 9 | L. Begic | Portugal | 5 | 29 |

## LINEOUT SUCCESS RATE**

| | | | Throws | %* |
|---|---|---|---|---|
| 1 | K. Pifeleti | USA | 35 | 94.3% |
| 2 | V. Jintcharadze | Georgia | 31 | 93.5% |
| 3 | S. Buruiana | Romania | 27 | 92.6% |
| 4 | R. Asiata | Samoa | 32 | 90.6% |
| 5 | A. Garcia | Spain | 41 | 90.2% |
| 6 | S. Klein | USA | 29 | 89.7% |
| 7 | L. Larkan | Zimbabwe | 38 | 89.5% |
| 8 | A. Quattrin | Canada | 57 | 87.7% |
| 9 | G. Kessler | Uruguay | 21 | 85.7% |
| 9 | J. Myszka | Uruguay | 42 | 85.7% |

**Georgia** **USA**

**Minimum 80 minutes played **Minimum 10 lineout throws*

# Player Rankings - Tackles & Turnovers

**2026 World Rugby Nations Cup**

## SUCCESSFUL TACKLES

| | | | Games | Total |
|---|---|---|---|---|
| 1 | R. Martinez | Chile | 5 | 69 |
| 1 | J. Monteiro | Portugal | 5 | 69 |
| 3 | S. Pedrero | Chile | 5 | 66 |
| 4 | M. Ardao | Uruguay | 5 | 65 |
| 5 | B. Shvangiradze | Georgia | 5 | 64 |
| 6 | J. Madeira | Portugal | 5 | 62 |
| 7 | M. Diana | Uruguay | 5 | 61 |
| 8 | J. Hrstich | Hong Kong China | 4 | 59 |
| 9 | T. Mavesere | Zimbabwe | 5 | 58 |
| 10 | L. Bianchi | Uruguay | 5 | 54 |
| 10 | A. Suarez | Spain | 5 | 54 |

| | | | Minutes | Per 80* |
|---|---|---|---|---|
| 1 | V. Boronat | Spain | 156 | 21.5 |
| 2 | C. McCullough | Hong Kong China | 95 | 19.4 |
| 3 | M. Foulds | Spain | 178 | 18.9 |
| 4 | M. Dittus | Chile | 97 | 18.1 |
| 5 | B. Shvangiradze | Georgia | 294 | 17.4 |
| 6 | D. Doyle | Canada | 168 | 17.1 |
| 7 | G. Velez | Spain | 173 | 17.1 |
| 8 | E. Shea | Chile | 80 | 17.0 |
| 9 | N. Mascarenhas | Portugal | 195 | 16.4 |
| 10 | J. Bartlett | Hong Kong China | 148 | 16.2 |

## DOMINANT TACKLES

| | | | Games | Total |
|---|---|---|---|---|
| 1 | B. Shvangiradze | Georgia | 5 | 11 |
| 2 | M. Ardao | Uruguay | 5 | 9 |
| 3 | R. Martinez | Chile | 5 | 8 |
| 4 | T. Mavesere | Zimbabwe | 5 | 7 |
| 4 | L. Bianchi | Uruguay | 5 | 7 |
| 4 | L. Ivanishvili | Georgia | 5 | 7 |
| 7 | T. Ardron | Canada | 3 | 5 |
| 7 | I. Dotti | Uruguay | 5 | 5 |
| 7 | M. Diana | Uruguay | 5 | 5 |
| 7 | R. Costa-Storti | Portugal | 5 | 5 |

## TACKLE SUCCESS RATE**

| | | | Tackles | %* |
|---|---|---|---|---|
| 1 | B. Shvangiradze | Georgia | 64 | 95.5% |
| 2 | V. Mupunga | Zimbabwe | 40 | 93.0% |
| 3 | G. Velez | Spain | 37 | 92.5% |
| 4 | B. Nee-Nee | Samoa | 47 | 92.2% |
| 5 | M. Ardao | Uruguay | 65 | 91.5% |
| 6 | V. Boronat | Spain | 42 | 91.3% |
| 7 | D. Doyle | Canada | 36 | 90.0% |
| 8 | M. Diana | Uruguay | 61 | 89.7% |
| 9 | T. Appleton | Portugal | 52 | 89.7% |
| 10 | B. Bonasso | USA | 40 | 88.9% |

## TURNOVERS WON

| | | | Games | Total |
|---|---|---|---|---|
| 1 | R. Martinez | Chile | 5 | 9 |
| 2 | M. Ardao | Uruguay | 5 | 6 |
| 2 | P. Ryan | USA | 3 | 6 |
| 2 | L. Ivanishvili | Georgia | 5 | 6 |
| 5 | L. Rumball | Canada | 3 | 5 |
| 5 | N. Saab | Chile | 4 | 5 |
| 7 | G. Muzanargwo | Zimbabwe | 5 | 4 |
| 7 | C. Boboc | Romania | 5 | 4 |
| 7 | B. Bonasso | USA | 4 | 4 |
| 7 | T. Filimone | Tonga | 5 | 4 |
| 7 | A. Mitu | Romania | 4 | 4 |
| 7 | M. Ramage | Hong Kong China | 5 | 4 |
| 7 | S. Parry | Canada | 5 | 4 |
| 7 | S. Tuitupou Ah-Hing | Tonga | 5 | 4 |

| | | | Minutes | Per 80* |
|---|---|---|---|---|
| 1 | L. Lalomilo | Samoa | 104 | 2.3 |
| 2 | L. Rumball | Canada | 192 | 2.1 |
| 3 | P. Ryan | USA | 240 | 2.0 |
| 4 | R. Martinez | Chile | 378 | 1.9 |
| 5 | S. Stevenson | Samoa | 150 | 1.6 |
| 6 | N. Ma'afu | USA | 152 | 1.6 |
| 7 | J. Ferrario | Uruguay | 155 | 1.5 |
| 8 | V. Boronat | Spain | 156 | 1.5 |
| 9 | C. Coats | Canada | 160 | 1.5 |
| 9 | H. Vaovasa | Romania | 160 | 1.5 |

**Georgia** **USA**

**Minimum 80 minutes played **Minimum 40 tackles*

# Player Rankings - Discipline

**2026 World Rugby Nations Cup**

## PENS CONCEDED

| | | | Games | Total |
|---|---|---|---|---|
| 1 | M. Sanguinetti | Uruguay | 4 | 7 |
| 1 | M. Foulds | Spain | 3 | 7 |
| 1 | L. Bianchi | Uruguay | 5 | 7 |
| 4 | H. Pirlet | Spain | 5 | 6 |
| 4 | T. Mavesere | Zimbabwe | 5 | 6 |
| 4 | I. Gurruchaga | Chile | 5 | 6 |
| 4 | A. Prim | Portugal | 5 | 6 |
| 4 | A. Post | Hong Kong China | 5 | 6 |
| 4 | P. Mayo | USA | 5 | 6 |
| 4 | L. Lopes | Portugal | 3 | 6 |

| | | | Minutes | Per 80* |
|---|---|---|---|---|
| **1** | L. Lopes | Portugal | 142 | 3.4 |
| **2** | M. Foulds | Spain | 178 | 3.1 |
| **3** | M. O'Keeffe | USA | 80 | 3.0 |
| **4** | M. Alikhan | USA | 111 | 2.9 |
| **5** | H. Pirlet | Spain | 191 | 2.5 |
| **6** | M. Sanguinetti | Uruguay | 223 | 2.5 |
| **7** | A. da Cunha | Portugal | 96 | 2.5 |
| **8** | M. Dittus | Chile | 97 | 2.5 |
| **9** | J. Hrstich | Hong Kong China | 293 | 2.5 |
| **10** | A. Moli | Tonga | 132 | 2.4 |

## CARDS

| | | | Games | Yellows |
|---|---|---|---|---|
| 1 | T. Veainu | Tonga | 2 | 2 |
| 1 | H. Sayers | Hong Kong China | 4 | 2 |
| 1 | P. Pellegrini | Tonga | 5 | 2 |
| 1 | M. Garafulic | Chile | 5 | 2 |
| 1 | J. Hrstich | Hong Kong China | 4 | 2 |
| 1 | L. Doheny | Hong Kong China | 5 | 2 |
| 1 | J. Myszka | Uruguay | 3 | 2 |
| 8 | A. Seiuli | Samoa | 5 | 1 |
| 8 | J. Fraser | Zimbabwe | 3 | 1 |
| 8 | A. Mahu | Romania | 4 | 1 |
| 8 | S. Stevenson | Samoa | 2 | 1 |
| 8 | J. Barker | Hong Kong China | 4 | 1 |
| 8 | R. Asiata | Samoa | 4 | 1 |
| 8 | M. Babunashvili | Georgia | 3 | 1 |
| 8 | L. Rumball | Canada | 3 | 1 |

| | | | Games | Reds |
|---|---|---|---|---|
| 1 | M. Vareiro | Portugal | 3 | 1 |
| 1 | L. Doheny | Hong Kong China | 5 | 1 |
| 1 | P. Vicente | Portugal | 1 | 1 |

**Georgia** **USA**

**Minimum 80 minutes played*

# Player Comparison

## 2026 World Rugby Nations Cup

## Georgia & USA

# Player Comparison - Points

**2026 World Rugby Nations Cup**

## POINTS

### Georgia

| | | Games | Total |
|---|---|---|---|
| 1 | L. Matkava | 5 | 76 |
| 2 | A. Tabutsadze | 5 | 20 |
| 3 | V. Karkadze | 2 | 15 |
| 4 | V. Jintcharadze | 4 | 10 |
| 4 | D. Niniashvili | 5 | 10 |
| 4 | L. Ivanishvili | 5 | 10 |
| 4 | T. Kakhoidze | 5 | 10 |

### USA

| | | Games | Total |
|---|---|---|---|
| 1 | C. Hilsenbeck | 5 | 40 |
| 2 | P. Mayo | 5 | 20 |
| 3 | L. Carty | 3 | 14 |
| 4 | N. Den Hoedt | 5 | 10 |
| 4 | P. Ryan | 3 | 10 |
| 4 | R. McLean | 3 | 10 |
| 4 | C. Daniel | 3 | 10 |

## TRIES

### Georgia

| | | Games | Total |
|---|---|---|---|
| 1 | A. Tabutsadze | 5 | 4 |
| 2 | V. Karkadze | 2 | 3 |
| 3 | V. Jintcharadze | 4 | 2 |
| 3 | D. Niniashvili | 5 | 2 |
| 3 | L. Ivanishvili | 5 | 2 |
| 3 | T. Kakhoidze | 5 | 2 |

### USA

| | | Games | Total |
|---|---|---|---|
| 1 | P. Mayo | 5 | 4 |
| 2 | N. Den Hoedt | 5 | 2 |
| 2 | P. Ryan | 3 | 2 |
| 2 | R. McLean | 3 | 2 |
| 2 | C. Daniel | 3 | 2 |

## GOAL KICKING*

### Georgia

| | | Made | Missed | % |
|---|---|---|---|---|
| 1 | L. Matkava | 32 | 4 | 88.9% |

### USA

| | | Made | Missed | % |
|---|---|---|---|---|
| 1 | T. Pittman | 2 | 0 | 100.0% |
| 2 | C. Hilsenbeck | 18 | 5 | 78.3% |
| 3 | L. Carty | 5 | 2 | 71.4% |

# Player Comparison - Carries

**2026 World Rugby Nations Cup**

## CARRIES

### Georgia

| | | Games | Total |
|---|---|---|---|
| 1 | T. Kakhoidze | 5 | 41 |
| 2 | D. Niniashvili | 5 | 39 |
| 3 | L. Matkava | 5 | 35 |
| 4 | B. Shvangiradze | 5 | 33 |
| 5 | T. Jalagonia | 3 | 29 |

### USA

| | | Games | Total |
|---|---|---|---|
| 1 | D. Besag | 5 | 43 |
| 2 | J. Damm | 5 | 38 |
| 3 | P. Mayo | 5 | 35 |
| 4 | B. Bonasso | 4 | 31 |
| 5 | C. Hilsenbeck | 5 | 30 |

## METRES

### Georgia

| | | Games | Total |
|---|---|---|---|
| 1 | D. Niniashvili | 5 | 407.8 |
| 2 | T. Kakhoidze | 5 | 303.5 |
| 3 | L. Matkava | 5 | 282.4 |
| 4 | A. Tabutsadze | 5 | 265.8 |
| 5 | B. Shvangiradze | 5 | 227.4 |

### USA

| | | Games | Total |
|---|---|---|---|
| 1 | P. Mayo | 5 | 341.3 |
| 2 | D. Besag | 5 | 337.8 |
| 3 | T. Lopeti | 5 | 206.3 |
| 4 | K. Pifeleti | 3 | 189.7 |
| 5 | C. Hilsenbeck | 5 | 186.8 |

## DEFENDERS BEATEN

### Georgia

| | | Games | Total |
|---|---|---|---|
| 1 | D. Niniashvili | 5 | 24 |
| 2 | D. Papunashvili | 2 | 16 |
| 2 | L. Matkava | 5 | 16 |
| 4 | T. Kakhoidze | 5 | 12 |
| 5 | B. Shvangiradze | 5 | 9 |

### USA

| | | Games | Total |
|---|---|---|---|
| 1 | P. Mayo | 5 | 18 |
| 2 | K. Pifeleti | 3 | 11 |
| 2 | B. Bonasso | 4 | 11 |
| 4 | R. McLean | 3 | 10 |
| 4 | D. Besag | 5 | 10 |

# Player Comparison - Passing

**2026 World Rugby Nations Cup**

## PASSES

### Georgia

| | | Games | Total |
|---|---|---|---|
| 1 | V. Lobzhanidze | 5 | 229 |
| 2 | L. Matkava | 5 | 103 |
| 3 | G. Aprasidze | 2 | 44 |
| 4 | D. Niniashvili | 5 | 32 |
| 5 | L. Ivanishvili | 5 | 26 |

### USA

| | | Games | Total |
|---|---|---|---|
| 1 | R. de Haas | 3 | 195 |
| 2 | O. Lennon | 2 | 126 |
| 3 | C. Hilsenbeck | 5 | 52 |
| 4 | N. Den Hoedt | 5 | 25 |
| 5 | P. Mayo | 5 | 23 |
| 5 | D. Besag | 5 | 23 |

## PASSING ACCURACY %**

### Georgia

| | | Games | Total |
|---|---|---|---|
| 1 | V. Lobzhanidze | 5 | 98.3% |
| 2 | G. Aprasidze | 2 | 97.7% |
| 3 | L. Matkava | 5 | 96.1% |

### USA

| | | Games | Total |
|---|---|---|---|
| 1 | O. Lennon | 2 | 96.8% |
| 2 | R. de Haas | 3 | 94.9% |
| 3 | C. Hilsenbeck | 5 | 94.2% |

## OFFLOADS

### Georgia

| | | Games | Total |
|---|---|---|---|
| 1 | V. Lobzhanidze | 5 | 7 |
| 1 | L. Matkava | 5 | 7 |
| 3 | D. Niniashvili | 5 | 5 |
| 3 | L. Ivanishvili | 5 | 5 |
| 5 | G. Kveseladze | 3 | 3 |
| 5 | D. Papunashvili | 2 | 3 |

### USA

| | | Games | Total |
|---|---|---|---|
| 1 | K. Pifeleti | 3 | 3 |
| 1 | B. Bonasso | 4 | 3 |
| 3 | R. de Haas | 3 | 2 |
| 3 | R. McLean | 3 | 2 |
| 3 | T. Lopeti | 5 | 2 |
| 3 | P. Mayo | 5 | 2 |
| 3 | N. Brown | 2 | 2 |

# Player Comparison - Kicks

**2026 World Rugby Nations Cup**

## KICKS IN PLAY

### Georgia

| | | Games | Total |
|---|---|---|---|
| 1 | V. Lobzhanidze | 5 | 43 |
| 2 | D. Niniashvili | 5 | 24 |
| 3 | L. Matkava | 5 | 14 |
| 4 | G. Aprasidze | 2 | 6 |
| 5 | T. Abzhandadze | 2 | 4 |
| 5 | M. Alania | 3 | 4 |

### USA

| | | Games | Total |
|---|---|---|---|
| 1 | R. de Haas | 3 | 54 |
| 2 | C. Hilsenbeck | 5 | 34 |
| 3 | O. Lennon | 2 | 25 |
| 4 | P. Mayo | 5 | 15 |
| 5 | M. Wilson | 3 | 10 |

## KICKING METRES

### Georgia

| | | Games | Total |
|---|---|---|---|
| 1 | V. Lobzhanidze | 5 | 994.7 |
| 2 | D. Niniashvili | 5 | 663.8 |
| 3 | L. Matkava | 5 | 375.5 |
| 4 | T. Abzhandadze | 2 | 166.2 |
| 5 | G. Aprasidze | 2 | 161.6 |

### USA

| | | Games | Total |
|---|---|---|---|
| 1 | R. de Haas | 3 | 1,131.6 |
| 2 | C. Hilsenbeck | 5 | 991.0 |
| 3 | P. Mayo | 5 | 575.6 |
| 4 | O. Lennon | 2 | 533.1 |
| 5 | M. Wilson | 3 | 354.4 |

## METRES / KICKS IN PLAY**

### Georgia

| | | Games | Avg* |
|---|---|---|---|
| 1 | T. Abzhandadze | 2 | 41.6 |
| 2 | D. Niniashvili | 5 | 27.7 |
| 3 | L. Matkava | 5 | 26.8 |
| 4 | V. Lobzhanidze | 5 | 23.1 |
| 5 | L. Tsirekidze | 1 | 20.8 |

### USA

| | | Games | Avg* |
|---|---|---|---|
| 1 | P. Mayo | 5 | 38.4 |
| 2 | M. Wilson | 3 | 35.4 |
| 3 | D. Besag | 5 | 34.2 |
| 4 | R. McLean | 3 | 34.1 |
| 5 | P. Ryan | 3 | 32.1 |

**Minimum 80 minutes played **Minimum 2 Kicks / 80min*

# Player Comparison - Lineouts

**2026 World Rugby Nations Cup**

## LINEOUTS WON (INC. STEALS)

### Georgia

| | | Games | Total |
|---|---|---|---|
| 1 | M. Babunashvili | 3 | 20 |
| 2 | G. Javakhia | 5 | 11 |
| 3 | L. Ivanishvili | 5 | 9 |
| 4 | G. Margvelashvili | 2 | 6 |
| 5 | L. Chachanidze | 3 | 5 |
| 5 | T. Jalagonia | 3 | 5 |

### USA

| | | Games | Total |
|---|---|---|---|
| 1 | N. Den Hoedt | 5 | 21 |
| 2 | J. Damm | 5 | 20 |
| 3 | B. Bonasso | 4 | 10 |
| 4 | B. Harvey | 3 | 9 |
| 5 | C. Daniel | 3 | 7 |

## LINEOUT STEALS

### Georgia

| | | Games | Total |
|---|---|---|---|
| 1 | M. Babunashvili | 3 | 3 |
| 2 | G. Javakhia | 5 | 2 |
| 3 | V. Jintcharadze | 4 | 1 |
| 3 | T. Jalagonia | 3 | 1 |
| 3 | N. Sutidze | 3 | 1 |
| 3 | B. Tchumbadze | 5 | 1 |
| 3 | G. Margvelashvili | 2 | 1 |

### USA

| | | Games | Total |
|---|---|---|---|
| 1 | J. Damm | 5 | 2 |
| 2 | M. Redelinghuys | 2 | 1 |
| 2 | B. Bonasso | 4 | 1 |

## LINEOUT THROWS WON

### Georgia

| | | Games | Total |
|---|---|---|---|
| 1 | V. Jintcharadze | 4 | 29 |
| 2 | N. Sutidze | 3 | 16 |
| 3 | V. Karkadze | 2 | 10 |
| 4 | L. Petriashvili | 1 | 5 |
| 5 | L. Matkava | 5 | 2 |

### USA

| | | Games | Total |
|---|---|---|---|
| 1 | K. Pifeleti | 3 | 33 |
| 2 | S. Klein | 4 | 26 |
| 3 | A. Maughan | 1 | 5 |
| 4 | K. Geiger | 2 | 4 |
| 5 | J. Roberts | 3 | 1 |

# Player Comparison - Tackles

**2026 World Rugby Nations Cup**

## SUCCESSFUL TACKLES

### Georgia

| | | Games | Total |
|---|---|---|---|
| 1 | B. Shvangiradze | 5 | 64 |
| 2 | L. Ivanishvili | 5 | 53 |
| 3 | T. Jalagonia | 3 | 41 |
| 4 | L. Matkava | 5 | 35 |
| 5 | M. Babunashvili | 3 | 34 |

### USA

| | | Games | Total |
|---|---|---|---|
| 1 | J. Damm | 5 | 47 |
| 2 | B. Bonasso | 4 | 40 |
| 3 | D. Besag | 5 | 30 |
| 4 | P. Ryan | 3 | 27 |
| 5 | J. Iscaro | 4 | 26 |

## DOMINANT TACKLES

### Georgia

| | | Games | Total |
|---|---|---|---|
| 1 | B. Shvangiradze | 5 | 11 |
| 2 | L. Ivanishvili | 5 | 7 |
| 3 | N. Abuladze | 4 | 5 |
| 3 | T. Kakhoidze | 5 | 5 |
| 5 | G. Javakhia | 5 | 4 |
| 5 | M. Babunashvili | 3 | 4 |
| 5 | B. Saginadze | 2 | 4 |
| 5 | T. Jalagonia | 3 | 4 |

### USA

| | | Games | Total |
|---|---|---|---|
| 1 | M. Pedersen | 2 | 4 |
| 1 | P. Ryan | 3 | 4 |
| 1 | K. Pifeleti | 3 | 4 |
| 1 | R. McLean | 3 | 4 |
| 1 | P. Mayo | 5 | 4 |

## TURNOVERS WON

### Georgia

| | | Games | Total |
|---|---|---|---|
| 1 | L. Ivanishvili | 5 | 6 |
| 2 | G. Kveseladze | 3 | 3 |
| 2 | D. Niniashvili | 5 | 3 |
| 4 | V. Lobzhanidze | 5 | 2 |
| 4 | T. Jalagonia | 3 | 2 |

### USA

| | | Games | Total |
|---|---|---|---|
| 1 | P. Ryan | 3 | 6 |
| 2 | B. Bonasso | 4 | 4 |
| 3 | J. Damm | 5 | 3 |
| 3 | N. Ma'afu | 4 | 3 |
| 5 | M. Alikhan | 2 | 2 |
| 5 | D. Besag | 5 | 2 |

# Player Comparison - Discipline

**2026 World Rugby Nations Cup**

## PENS CONCEDED

### Georgia

| | | Games | Total |
|---|---|---|---|
| 1 | L. Ivanishvili | 5 | 5 |
| 2 | G. Kveseladze | 3 | 4 |
| 2 | B. Tchumbadze | 5 | 4 |
| 4 | M. Babunashvili | 3 | 3 |
| 4 | A. Tabutsadze | 5 | 3 |
| 4 | A. Kuntelia | 2 | 3 |
| 4 | T. Kakhoidze | 5 | 3 |

### USA

| | | Games | Total |
|---|---|---|---|
| 1 | P. Mayo | 5 | 6 |
| 2 | M. Alikhan | 2 | 4 |
| 3 | J. Damm | 5 | 3 |
| 3 | M. O'Keeffe | 1 | 3 |
| 3 | J. Iscaro | 4 | 3 |
| 3 | B. Bonasso | 4 | 3 |
| 3 | T. Kofe | 5 | 3 |

## YELLOW CARDS

### Georgia

| | | Games | Total |
|---|---|---|---|
| 1 | M. Babunashvili | 3 | 1 |
| 1 | A. Tabutsadze | 5 | 1 |
| 1 | D. Niniashvili | 5 | 1 |
| 1 | L. Ivanishvili | 5 | 1 |
| 1 | T. Kakhoidze | 5 | 1 |

### USA

| | | Games | Total |
|---|---|---|---|
| 1 | T. Lopeti | 5 | 1 |
| 1 | N. Ma'afu | 4 | 1 |
| 1 | M. Alikhan | 2 | 1 |
| 1 | P. Mayo | 5 | 1 |

## RED CARDS

### Georgia

| | | Games | Total |
|---|---|---|---|

### USA

| | | Games | Total |
|---|---|---|---|